

THE NATIONAL INSTITUTE OF STATISTICS


ACTIVITY REPORT
2008

Table of Contents

Foreword	5
The Quality of the Statistical System	7
1. Relations with Users, IT Services	8
1.1. The Dissemination of Statistical Information	8
1.2. Statistical Publications	10
1.3. Relations with Mass-media	11
2. The Statistical Production	12
2.1. The International Trade of Goods Statistics	13
2.2. The Macro Economic Statistics	15
2.3. The Social Statistics	16
2.3.1. The Demographic Statistics	16
2.3.2. The Labour Market Statistics	17
2.3.3. The Living Conditions Statistics	20
2.3.4. The Social Services Statistics	21
2.3.5. Demographic Studies and Projections	25
2.4. Economic Statistics	25
2.4.1. Short-term Indicators	25
2.4.2. Structural Business Statistics	27
2.4.3. Statistics of Agriculture, Forestry and Environment	28
2.5. The Prices Statistics	30
2.6. Territorial Statistics	31
3. Statistical Standardization	34
3.1. Sampling Basis	34
3.1.1 The Statistical Business Register	34
3.1.2 Sampling Basis for Household Surveys	34
3.1.3 The ASTRM Sampling Survey	34
3.2. Databases	35
3.2.1 Databases in Territorial Profile	35
3.2.2 The Database with the Yearly Financial Situations and the Semi-annual Reports	36
3.2.3 The Foreign Trade Database	36
3.2.4 The Database regarding the consumer prices indexes (CPI)	37
3.2.5 The Database regarding the physical industrial production (PIP)	37
3.2.6 The Metadata Database	37
4. The Information Technology	38
5. European Integration and International Co-operation	40
6. Human Resources	44
6.1. The Structure of NIS Staff	44
6.2. Staff Remuneration	46
7. Perfection and Professional Competence	47

Table of Contents

8. National Centre for Training in Statistics	48
8.1. Activity of Professional Training	48
8.2. Carrying out Scientific Research Projects	49
9. Budgetary Execution	50
10. Investments, Modernizations	51
11. Internal Audit	51
12. Publishing House “Romanian Statistical Review”	52
13. Legal Activity	53
14. Activity of Territorial Statistical Directions	54
14.1. Main Achievements during 2008	54
14.2. Relations with the County Institutions	55
14.3. Promotion of Official Statistics Image	55
14.4. Difficulties faced in 2008	56
15. Main NIS Non-achievements in 2008	58
16. Actual Priority Problems of National Institute of Statistics and Solutions	59
ANNEXES	75



The National Institute of Statistics Activity Report for 2008 highlights the accomplishments of the institute in this period, meant to attain its main objective: to produce statistics of quality on time, in order to meet the requirements of all categories of statistical data users at a high level.

The activities of the National Institute of Statistics (NIS) are completely harmonized with the European ones and were again oriented, in 2008, towards the implementation of the Code of Practice of the European statistics. To the respective Code the Romanian official statistics subscribed at the same time with the other Member States of the European Union.

Through the actions carried on in 2008, the NIS intended to ensure the development of some mechanisms and instruments adjusted to the statistical actions in progress according to priorities, to strengthen the structure and functionality of the National Statistical System and to improve its capacity to meet in due time the users' increasing need of data and information.

In order to determine the priority of the statistical programmes, a series of transversal aspects have been taken into account which have a strategic importance as to the evolution of the official statistics, such as: the way the strategic objectives contribute to the European integration; the co-operation with users and producers; the adaptability of statistical processes to the requirements of the National Statistical System and the adequacy of the methodological instruments. The NIS took into account the cost-efficiency report of the produced statistics, ensuring a rational and coherent conception of the statistical priorities for the optimum use of the available resources and the decrease of the respondents' burden.

Although 2008 turned out to be a difficult year, with many important goals that required serious efforts from all statisticians, the results have met the expectations, even if the goals and tasks, extremely complex and ambitious, have been themselves augmented by approaching some other major aspects that could not have been anticipated by the original programme.

Prof. Vergil VOINEAGU, PhD

A handwritten signature in blue ink, belonging to Prof. Vergil VOINEAGU, PhD. The signature is stylized and cursive, with the first letter 'V' being particularly large and prominent.

President of NIS

The Quality of the Statistical System

The production of statistical data, necessary for the implementation and evaluation of national policies in the social and economic field, according to methodologies and standards harmonized based on the principle of quality and efficiency, represents an important goal of the NIS. In 2008, a series of actions took place which was mostly meant to continue the improvement in the quality of the existing statistics and to strengthen the users' confidence as to the data and the statistical methods used.

The NIS has engaged in subscribing, as all the other states of the European Union, to the Code of Practice of the European Statistics. In 2007, the entire activity of the National Institute of Statistics was thoroughly evaluated (Peer Review) by a team of international experts coordinated by Eurostat.

Of the 15 principles of the Code of Practice, 7 have been evaluated, namely those that are focused on the institutional setting and on the dissemination part of the Code, such as:

- (1) The professional independence,
- (2) Authority on data collection,
- (3) The resources adequacy,
- (4) The commitment on quality,
- (5) Statistical confidentiality,
- (6) Impartiality and objectivity and
- (15) Accessibility and clearness.

Of the most important recommendations with application in 2008, for which the NIS has started the implementation, let us mention the following:

- Adopt the multiannual programme according to the new law of statistics;
- Enlarge the use of administrative sources in order to reduce the respondents' burden;
- Extend the use of electronic questionnaires for data collection;
- Improve the possibilities to accomplish current research or some new co finance research together with other ministries and with the National Bank of Romania (NBR);
- Increase the number of data series from the TEMPO data base - online to cover all the fields of statistics;
- Augment and harmonize metadata availability in or from the TEMPO data base.

Mention should be made that, beside a series of accomplishments, especially on the improvement of the TEMPO data base and the broadening of metadata coverage, some of the recommendations of the Peer Review team have not been met by practical actions and measures. The national multiannual programme 2008-2013 has not been adopted yet as a result of the throwing-back of the notification process of the institutional partners. The use of administrative sources is still poorly turned to advantage in the statistical process. The involvement of statistical data producers, the National Bank of Romania included, in the statistical activity has not find yet an adequate approach, thus continuing to be a prospective challenge.

The constant preoccupation to improve the quality of processes and results represents another key factor of the NIS. To that effect, through the Grant "Quality Management and Evaluation", a standard has been achieved that adds the identification, measure, analysis and evaluation of process key variables for two types of statistical surveys: the statistical surveys by interview and the statistical surveys by self registration.

The results of this study have materialized in a document which contains the standards of the process key variables identified for two stages of the statistical survey, that is data collection and processing, respectively. The study allows the statistical surveys managers to evaluate the strong points and especially the blind spots of their research on the two stages and to take measures as to the improvement of the latter.

In 2008, in the same field of statistical surveys quality, the evaluation of the statistical surveys quality has been carried on by using the self evaluation questionnaire – Checklist. It is an instrument that allows the evaluation of quality by estimating own results by the persons in charge with the statistical surveys, the formation of a statistical culture in the organization and documentation fields of the statistical surveys and the quality increase within the services of statistical production.

Thus, 16 statistical surveys from all the statistical domains were evaluated in 2008, and the results of these self evaluations materialized into a synthesis report in which all the strong points and blind spots of the statistical surveys are highlighted, and on which base improvement measures for the quality of the latter are initiated.

1.1. The Dissemination of the Statistical Information

The dissemination process was carried on, during 2008, based on the observance of the principles of clarity and transparency of statistical data according to the provisions in force as to the organization and activity of official statistics in Romania and especially to the provisions of the European Code of Practice.

Although inconsistent, the dissemination of statistical information on client request was efficiently and operatively carried on. Thus, the central and local public administration institutions and the other users of statistical information from different domains (mass-media, education, research, natural persons, etc) were provided with statistical data free of charge or for money. The offer for money was intended for internal and external professional clients, users of statistical information necessary for the development of the business environment inside or outside our country.

In the reported period, the total number of data requests, from the country or abroad, answered in writing was roughly 6,000.

Apart from these, there were a large number of phone demands answered by online messages consisting of indicators taken from publications and press releases and of consultancy as to the elaboration of the request. The latter were round 7,800 requests that mainly regarded the consumer price index, the average earnings and the main macroeconomic indicators.

Out of the total number of requests for 2008, 4,513 were answered for money, 400 requests coming from abroad.

From the analysis of the paid requests, in 2008, the great majority were requests intended for the business development (ca. 80%) and only a small number for surveys and scientific research.

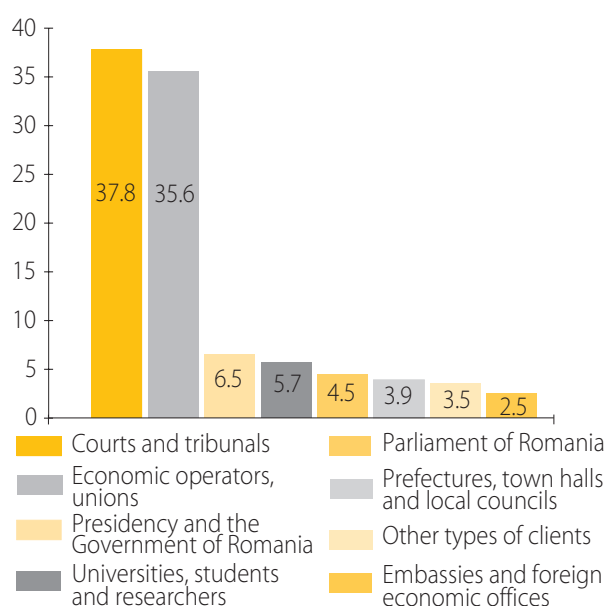
The greatest number of data requests has been related to prices, international trade and population. A most required domain by many students is that of tourism as they need data for various projects carried on in their universities.

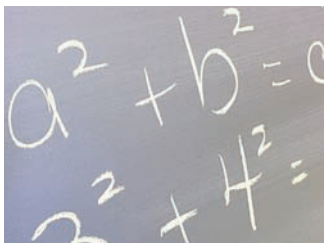
Table no. 1 - *The most requested fields of statistics:*

Domain	%
1. Consumer price indices	53.2
2. International trade	14.9
3. Industry, construction	7.8
4. Population	6.7
5. Earnings, expenditures and consumption of the population	4.7
6. Labour force market	3.8
7. National accounts	3.7
8. CANE and CPSA	3.7

Table no. 2 - *The structure of data requests by category of users:*

Categories of users	%
1. Courts and tribunals	37.8
2. Economic operators, unions	35.6
3. Presidency and the Government of Romania	6.5
4. Universities, students and researchers	5.7
5. Parliament of Romania (Senate, Chamber of Deputies and special commissions)	4.5
6. Prefectures, town halls and local councils	3.9
7. Embassies and foreign economic offices	2.5
8. Other types of clients	3.5





Relations with Users, IT Services

1

Thanks to the e-commerce component available on the website, by which the TEMPO – online data base can be accessed, over 200 payments online have been registered. They have been done by Romanian and foreign clients by credit cards.

The dissemination personnel has attended 34 fairs and exhibitions and promoted the image and the statistical products of the NIS and has been directly involved in the organization of the “Octav Onicescu” scientific seminar sessions.

The electronic dissemination activity has materialized in:

- The formation of the data base of the sustainable development indicators and its publication on the Internet;
- The constant updating of the statistics published on the website (press releases, publications and statistical methodologies, annual and monthly indicators, territorial statistics, monthly statistical bulletins), the improvement of the Internet site design and the technical assistance of users;
- Issuing purchasable electronic publications on CD-ROMs, on the request of the Romanian Magazine of Statistics;
- The constant updating of the electronic panel with statistical data for the information of the clients and employees of the NIS;
- Maintaining and updating the Intranet site of the NIS for the information of the personnel in statistics.

In 2008, the number of accesses of the NIS Internet site was of 20,700 thousand, an average of 1,673 thousand per month. The number of sole users, identified by the IP address, was of about 1,250 thousand. Since its start into operation (April 16, 2007), the TEMPO - online data base has been accessed by users from around 70 countries by over 320,000 times (both pay and free of charge accesses).

The first three most accessed fields of the TEMPO – online data base are the population, tourism and labour force.

In addition to the provisions of the 2008 Programme of Statistical Surveys (PSS), there were other activities carried on in the dissemination field that implied participation to Community projects:

- *Phare National Project 2005 - H Component*, whose objective is the access extension to the statistical information by posting on the Internet site the 1992 and 2002 Censuses data bases, the related metadata base and the improvement of operation and of access interface to classification and statistical nomenclatures data base;
- *The Grant Project - Data collection 2006* – the component for granting technical assistance to users of European statistical data; starting with January 1, 2008, the second Grant project has been carried on which was given by Eurostat for the dissemination of the European statistical information. Thanks to this project, NIS offers a new service of guidance and assistance for the users of European statistical data through the *Assistance Centre for European Statistics Dissemination in Romania (AESD)* that was set up within the Dissemination Department of NIS.

The Centre AESD - NIS Romania represents part of the ESDS (European Statistical Data Support) centres network of Member States and a team from the dissemination department is always available offline and online, thanks to the web XNet Assist application designed by Eurostat, for the support of data users who are guided towards the publications and the statistical data bases available on the Eurostat website. Moreover, the AESD team has promoted the Eurostat products by editing and disseminating folders at the fairs and exhibitions where the NIS was invited to participate.

During 2008, over 100 requests regarding the European statistics were answered, being transmitted to both domestic and foreign beneficiaries.



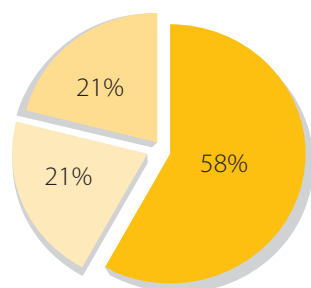
1.2. Statistical Publications

In 2008, **the statistical publications** issued by the National Institute of Statistics enjoyed new graphics, with personalized covers, for every statistical research domain and the body made according to the new concept implemented for the execution of publications, using the facilities offered by the Highlight digital publishing equipment.

Users have **107** titles at hand (*Annex no. 1*).

Table no. 3 - *Statistical publications elaborated by NIS in 2008*

Type of Publication	Number of Titles
Reference works and annual publications	61
Periodicals: total , out of which:	23
- monthly	6
- quarterly	17
Operative information	23
Total	107



- Reference works and annual publications
- Periodicals
- Operative information

The following are part of the reference works: *The Statistical Yearbook of Romania* (the 2007 and 2008 editions), *the 2008 International Trade Yearbook*, *the Economic and Social Status of Romania in 2007*, *the 2004-2005 National Accounts*, *the 2007 Agricultural Structural Survey*, *Results and performances of enterprises*. The periodicals contain, among other issues: *The Monthly Statistical Bulletin*, *the International Trade Statistical Bulletin*, *the Industry Statistical Bulletin*, *the Price Statistical Bulletin*, *the Labour Force in Romania – Employment and Unemployment*. The operative information is published as special statistical series from industry, tourism, environment, agriculture, services, etc.

The statistical tools (180 titles + circa 3,700,000 A3 sheets) were integrally made within the NIS and, besides those scheduled according to the Programme of Statistical Surveys (PSS), they also included some other new tools intended for the new statistical pilot surveys within the Phare projects.

Besides the editorial agenda, there were also some promotion matter on the occasion of the 149th anniversary of the Romanian official statistics (programmes, banners, posters, diplomas, folders) and Eurostat promotion matter.

At the same time, there were electronic statistical publications, too, as well as the issue of the English edition of "Knowing Romania", done in collaboration with the Romanian Society of Statistics and under the auspices of the Romanian Academy.

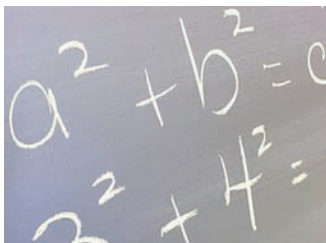
Of the problems arisen during the publishing activity, two are worth mentioning:

- Bring in some works for printing without calculating the actual necessary time for printing;
- Lack in keeping to the publications titles, both on the cover and the front page, according to the ISSN and the nomenclature in the publications catalogue.

In order to solve these problems, it is necessary that publications and statistical tools keep to the printing deadlines and that author departments are given assistance for a unitary layout.

At the same time, it is necessary to create a source of copyright images and photos to be used for the illustration of publications.





Relations with Users, IT Services

1

1.3. Relations with Mass-media

In 2008, the relation with mass-media was based on the development of a proactive communication system that has ensured both the observance of the transparency and visibility principles and the increase of the credibility of the National Institute of Statistics due to the promptitude in its answers to the requests of mass-media and the relevance of information and data provided.

An argument of the above mentioned aspects is the 260 press releases (*Annex no. 2*) issued for both the over 500 accredited journalists, representing all national media categories (written media, press agencies, radio and TV stations) and the main international press agencies, as well as for local and central public institutions.


More precisely, over a thousand requests have been answered, the responses being given in over 2,500 editorial issues.

Five press conferences have been organised and the president of the institute has given seven interviews to the written press and to Romania Radio News.

At the same time, experts of the NIS have regularly partaken of public debates on statistical and economic issues at TV stations such as: Realitatea Tv, Money Channel, Antena 1, Antena 3, Trinitas TV.

Moreover, there has been a proper promotion of the scientific activities organised by the NIS on the occasion of the anniversary of 149 years of official statistics in Romania and of the fourth *International Conference of Applied Statistics*, organised together with the Academy of Economic Studies of Bucharest.





According to a comprehensive approach, the statistical production process adds in the activities of design, research and methodological development, the proper production of statistical data and the dissemination of statistical products and services.

In 2008, the production of statistical data and information continued to be the key activity of the National Institute of Statistics, covering several production processes that involved most of the available human, material and financial resources.

The statistical production has been prevalently determined by the statistical data requests. The reverberation of the information requests has been the consequence of a long term process of consultation between the producers of official statistics and its users and the result of such consultations has been registered in the Programme of Statistical Surveys of 2008, which has granted the legal base for the requests presented to data providers – enterprises, households and individuals, private or public organizations. The annual programme of statistical surveys has been the reliance of granting the necessary resources, especially regarding the financing of statistical activities.

During 2008, the activity of the National Institute of Statistics focused on the carrying out of the statistical surveys in the Programme of Statistical Surveys on time and in adequate quality conditions.

Owing to its structure, the *Programme of Statistical Surveys (PSS)* for 2008 has highlighted, on domains, the statistical works, studies and publications, regarding the social and economic progress, under the form of technical specifications. With the meaning it is used in this Programme, the term “statistical survey” represents all the actions of collecting and studying (by means of a set of electronic or paper questionnaires), organizing and processing of information necessary for the knowledge and administration of social and economic processes. To this concept of statistical survey some other actions are added that are necessary for efficiently produce qualitative statistical data that are also included in the Programme, such as:

- elaborate works of synthesis with the help of statistical data and results of statistical surveys or of administrative sources;
- elaborate classifications and nomenclatures of general use;

- develop the Statistical Business Register, used as data source for censuses and statistical surveys in the field of economic statistics;
- develop IT and statistical methods and procedures for the growth of the statistical production quality.

The Programme of Statistical Surveys for 2008 adds in 86 annual statistical surveys and 64 less than annual statistical surveys, being studied round 3,360,000 units, out of which: economic operators, authorities of public administration and households of the population. The Programme also contains 67 studies and works of synthesis, as well as 107 titles of published or electronic publications.

During 2008, the international bodies, especially Eurostat, were provided with an important amount of data.

Worth mentioning is the fact that, in the Programme of the Statistical Surveys of 2008, compared to 2007, 6 new statistical surveys and 8 methodological works and of synthesis have been introduced which have had as objective the harmonization of the Romanian statistics with the European Statistical System. Of the 6 new statistical surveys carried out in 2008, 5 have been achieved with external financing (independent Grants), among which: *The Condition of migrants and their descendants on labour market, the Statistics of the Romanian branch offices abroad and the Use of fertilizers in agriculture.*

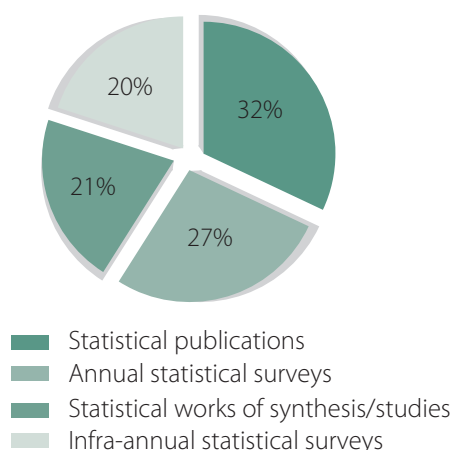
In 2008, 11 new statistical publications were issued, the majority in the social statistics (*Dimensions of social inclusion, Health and working place safety, Social protection statistics according to ESSPROS, Men and women: life and labour partnership*).



Table no. 4 - *Number of statistical works issued in 2008, on categories*

No.	Categories of works	number
Statistical works – Total		324
1	Annual statistical surveys	86
2	Infra-annual statistical surveys	64
3	Statistical works of synthesis/ studies	67
4	Statistical publications	107

Statistical works



2.1. The International Trade of Goods Statistics

Romania's Accession to the European Union (EU) has brought on the use of the Intrastat statistical system which is an official and mandatory source of data as to the intra-community dispatches and arrivals of goods in every EU State Member. A year after the accession, the NIS has successfully fulfilled its objective: To implement this statistical system in which declarations are collected solely electronically, Romania being one of the first EU Member States to manage such a performance.

The Intrastat statistical survey has mainly focused on the permanent improvement of the quality of data in the Intrastat Register, based on both direct information from data producers and additional sources (Statistics Territorial Offices, Statistical Business Register, Trade Register, Internet, etc.).


Data have been collected, both directly from data producers and through statistics territorial offices, from over 17,000 data producers and the primary validation (of form) and the secondary validation (of content) have been done. Thanks to the direct contact with data producers, the flow of information has been monitored and the difficulties in the segment of companies considered most important from the point of view of the value of the intra-community trade with goods have been quickly solved.

As to the cooperation with other institutions involved in the monitoring of the international trade activities, the NIS has taken over the data of intra-community trade provided by the Customs National Authority (CNA), analysing them at the level of economic operator in order to exclude double registering and integrate validated information and data in the Intrastat system.

The NIS has provided the estimation of no responses and the evaluation of the trade made by the economic operators placed under statistical thresholds and that do not voluntarily transmit Intrastat declarations and thus the dissemination data base of intra-community trade has been obtained. The data base is used even for the aggregation with the data in the Extrastat system, provided by CNA.

The technical assistance for the producers of Intrastat data has been achieved:

- By providing the statistical tools necessary for all the Intrastat data producers;
- Thanks to the special department of the NIS where one can find the answers to questions asked by phone, fax, e-mail, post or calls at the headquarters of the NIS;
- The National Centre for Training in Statistics – organizer of trainings as to the Intrastat statistical system for which the special department chartered trainers for the two modules of the course: methodology and IT applications.



The data of intra-community trade have been analysed for the new calculation of the Intrastat statistical thresholds for 2009. At the same time, the underlain note and the order of approval of the 2009 Intrastat thresholds and their publication in the Official Journal of Romania have been written and acknowledged, the preparations regarding the updating of the Intrastat IT system for 2009 being launched.

During 2008 the Standards for the filling in of the Intrastat statistical declaration have been concluded, the observation/clarification sets, collected through the help desk and the Intrastat data validation compartment being taken into consideration and an underlain note and the order for acknowledgement and publication of the Standards in the Official Journal of Romania have been written. At the same time, the methodological handbooks and the use guides for the online and offline Intrastat applications have been updated for 2009.

The dissemination of the international trade data has been done, in accordance with the provisions of PSS and Activities Plan (AP), by the following:

- Monthly press releases;
- Publications: *The Yearbook of the International Trade of Romania*, the 2008 Edition, *the Statistical Bulletin of the International Trade* – both issues having a new format and a double volume of information compared to the previous years and *the Unit Value Indices of the International Trade*.
- Monthly data delivery to Eurostat in a detailed structure, both for Intrastat and Extrastat, in accordance with the provisions of the Communitarian legislation.

Data have been provided to various international bodies and organisations (UNO, IMF, etc.), as well as to be loaded in the TEMPO data base or to answer to other domestic or foreign requests.

Besides the activity programme, the following actions have been taken:

- Complete the activities of the 2007 Grant, *The Intrastat Simplification* and transmit the final report to Eurostat. The main objective of the project was the comparative analysis of different options for the simplification of the Intrastat Statistical System: the introduction of the single flow of data collection and the reduction of the economic operators' burden by increasing the levels of the Intrastat statistical thresholds and adequately decreasing the coverage.

- Carry out the activities of the 2007 Grant: *The Implementation of XT-Net in the EU Member States*. The main objective of the project was to prepare the implementation of the *CN-Search and XT-NET* Edit applications in Romania in order to support both the Intrastat data producers and the users within the NIS. The applications facilitate the identification of codes in the Combined Nomenclature related to the imported/exported goods and, at the same time, help the validation of the international trade data in the structures of monthly transmission to Eurostat for being loaded in the Comext data base. On the www.intrastat.ro website, starting with 2009, the Intrastat data producers will be able to access the CN-Search application, too, prepared and implemented in Romanian.

- Carry out the activities of the 2006 Multi beneficiary Phare Programme – Project: *International Trade Statistics*. There are two directions the activities of this project are oriented to:

- The detailed analysis of the Intrastat data for getting credible first rate statistics;
- The identification and analysis of the additional data source use feasibility for certain goods and moves, especially for ships and airplanes, sea products, electricity and gas.

It is worth mentioning the fact that, within this project, to which Romania, Bulgaria, Croatia and Turkey take part, two workshops are to be organized. The first one has been already organised in Bucharest, being housed by the NIS during the 26th and 27th of November 2008.

- Write and transmit to Eurostat the documentation necessary for financing some actions of two 2008 Grants 2008 launched by Eurostat: *The Simplification of the Intrastat System* and *the Implementation of XT-Net in the international trade statistics*. Both Grants represent a continuation of the actions in 2008 within the 2007 Grants, *The Simplification of the Intrastat* and *the Implementation of XT-Net in the EU Member States*.
- Attend the meetings organised by Eurostat in the field of international trade of goods:
 - The Committee regarding the intra and extra-community statistics;
 - The Committee for the Customs Code for the foreign trade statistics;
 - The Working Groups within Eurostat for: The Simplification of Intrastat; the Information and

Communication Technology in the foreign trade statistics; the Inter-correlation of the statistics of the international trade of goods with business statistics; the Methodology of the statistics of international trade of goods. Moreover, experts of the NIS have participated to the meetings of the "Statistics" Working group of the European Council to the debate of the projects of the new regulations for the production of the intra and extra-community statistics.

- Provide a proper development of the Contract for the improvement and progress of the Intrastat IT system, closed with the Greek AtkoSoft SA company, for the period may-December 2008 and, implicitly, permanently monitor and test the new characteristics developed and/or updated for the proper functioning of the Intrastat IT system.

Notwithstanding the results achieved and the efforts made by the NIS experts, there still are some difficulties that can affect the efficiency and quality of the statistical activities related to the international trade, such as: the personnel turn-over in the field, the insufficient phone numbers, considering that every person involved is responsible for data validation for around 1,000 companies and the lack in more performing electronic equipment necessary for large data bases.

2.2. The Macroeconomic Statistics

In the field of **national accounts**, the fundamental indicators of every economy, the provisional estimations of the annual Gross Domestic Product have been done, in current and comparable prices, as well as of the Gross National Income for 2007 and the production and exploitation accounts have been elaborated, on sectors and branches, for the final edition of the National Accounts for 2006, as well as the two synthesis tables: the *Input-output Table* (in both current and constant prices on 105 branches) and the *Integrated Economic Accounts Table* for 2006.

According to the methodology of the national accounts, the labour force, the jobs, the total number of working hours, annually included, on activity branches and on types of occupation have been estimated for 2006.


For the **quarterly national accounts**, the provisional variant has been elaborated (on 6 branches) for

Quarters I, II and III of 2008 and the quarterly data for 2005-2007 have been reviewed, in order to be reconciled with the annual data. At the same time, the quarterly data for 2000-2007 have been determined, detailed on 6 branches, according to the SEC 95 Transmission Programme, the quarterly chained accounts being estimated with the year 2000 as base.

The statistics of **governmental finances** was carried out in 2008 according to the programme and in collaboration with the National Bank of Romania and the Ministry of Economy and Finances, the following activities being performed:

- Elaborate the account sequences of the Public Administration (on total sector and sub-sectors) for 2007;
- Quarterly elaborate the account sequences of the Public Administrations for 2004-2007 and the Quarters I, II and III of 2008;
- Fill in the tables with data regarding the governmental deficit and debt for 2004-2007 and their transmission to the European Commission and Eurostat (March and September);
- Annually and quarterly review the data series for 1998-2002 by assigning FISIM to the Public Administration sector;
- Review Tables 2 and 9 of the SEC 95 Transmission Programme for 1998-2007 and Table 11 for 2002-2007;





- Analyze the contracts of Private-Public Partnership;
- Specificate data regarding the military expenditure.

As to the national accounts, the following publications of analysis and synthesis have been issued: *National Accounts in 2004-2005*, bilingual, Romanian-English; *Regional Accounts in 1998-2005*, bilingual, Romanian-English; *The Statistical Yearbook, 2007* (on CD); *The Statistical Yearbook, 2008*, (book); *The Territorial Statistics, 2007*; the statistical breviary *Romania in figures 2004-2007*, bilingual, Romanian-English; *The Economic and Social Status of Romania in 2006*; *The Progress of the Private Sector in Romania (1997-2006)*; *The Monthly Statistical Bulletin*.



Data have been supplied to Eurostat, OECD, UNO, IMF and other international bodies, as well as to be loaded on the TEMPO data base or to solve other domestic requests.

As to the national accounts, in addition to the provisions of the PSS 2008, some other activities have also been performed and they regarded the attendance to Community projects:

- The Phare National Project 2005: *The Improvement of the estimation methods of the informal sector*;
- The Phare National Project 2005: *Seasonal Adjustment of quarterly accounts/flash indicators/institutional sectors*;
- The Multi-beneficiary Phare project 2005: *The improvement of the coverage, punctuality and quality of the national accounts; The elaboration and the improvement of the GNI inventory*;
- Independent Grants: *The improvement of the quality of the national accounts; Inventory of elaboration methods and sources of quarterly accounts; Inventory of elaboration methods and sources of regional accounts*.



At the same time, in September 2008, the Quality Report on GNI for Romania was transmitted and the data sources and calculation methods of the national accounts for 2002-2007 were analyzed (*Quality Report on Gross National Income*).

As to the national accounts, on the request of Eurostat, the transitional tables from the basic prices to the market prices have been made on 60 branches (the Table of Resources and the Table of Uses, Transportation and Trade Matrix, Net Taxation Matrix, Imports Matrix) for 2000, 2004 and 2005.

At the same time, in 2008, the data in the national accounts were reviewed for the period 2000-2005.

2.3. The Social Statistics

2.3.1. The Demographic Statistics

The system of the demographic statistics is based on exhaustive surveys and provides the collecting and processing of information from the institutions that manage the administrative data sources regarding the population record and the demographic events.

In 2008, 1.2 million individual entries with information on vital statistics, marital status statistics and external and internal migration were processed. Based on the processed data, monthly press releases have been issued on the demographic phenomena and 12 synthetic annual works have been written regarding the demographic phenomena dynamics and the number and structure of the population, at national level and on territorial profile (development regions, counties, localities).

The demographic data have been transferred into the NIS data bases (The County Data Base - CDB, The Data Base on Localities - DBL and The Central Data Base with time-series - TEMPO) and into those of Eurostat (DEMO, REGIO and MIGRAT). The transmission of data to Eurostat has been done by filling in the joint questionnaires (The United Nations Economic Commission for Europe – UNECE, The United Nations Statistical Department – UNSD, The International Labour Organization – ILO and The Council of Europe – CE) with data on the population, demographic phenomena and international migration. At the same time, demographic data from current statistics or from censuses have been taken out or processed for internal or external users.

During the entire 2008, the activities necessary for the preparation of the *Population and Housing Census (PHC)* were carried on in accordance with the provisions of the Government Ordinance no. 36/2007 regarding the carrying into effect of the population and housing census in Romania, in 2011, approved with amendments by Law no. 5/2008. Consequently, the Central Commission for the Population and Housing Census has been formed, with the structure provided by law, the generic programme for the organization and operation of the PHC has been approved and the government draft regulation regarding the organization and operation of the census has been issued, as well as the draft budget. The implications of the new technologies regarding the use of the Population National Record and of the digital cartographic matters on the budget of the census have been also analyzed.

From the methodological point of view, the various drafts have been taken into consideration – description of census questionnaires and their filling in instructions. There has been made a comparative study on the Romanian censuses performed up today, as well as the documentation regarding the censuses in other countries in order to improve the 2002 questionnaire. At the same time, Romania being an EU Member State, the Regulation of the European Parliament and Council regarding the PHC has been studied in view of the national methodology harmonization with the European one as to the definitions, concepts and the indicator system.

The methodological activities have been completed with the draft of the individual registration form for the data on every person, of the household form and of housing/dwelling form.

In 2008, the action regarding the signing of a co-operation protocol between the National Institute of Statistics, the Ministry of Public Health and the National Institute of Forensic Medicine started, aiming to the improvement of the statistics on the external causes of death. The variable “The country of death” has been introduced in the death statistical bulletin for the first time in order to produce statistics, beginning with 2009, on the Romanian citizens who died abroad.

2.3.2. The Labour Market Statistics


In 2008, the labour market statistics system developed due to the implementation of new statistical surveys, to the redesigning of some statistical surveys already existent and their readjusting to the latest European Regulations and to the developing of new methodologies for a better harmonization of the construction methods and practices of indicators in the field.



• Wage Statistics

The information necessary for the evaluation of the dimension, structure and tendencies in the evolution of the wage earnings and of the labour force cost are provided by the results of the statistical surveys in the field: the monthly wage earnings survey (S1-monthly), the wage survey in October (S2), the vacant jobs survey (VJ), the labour force cost survey (S3), the wage earnings structure survey (WES).

According to the domestic working schedule regarding the implementation of the reviewed classification on the economic activities, CANE Rev.2, the corresponding values of the new classification



have been inserted among the tools of the annual and the infra-annual surveys so that the information necessary for the construction of the conversion matrices between the two versions of the classification (CANE Rev.1 and CANE Rev.2) should be obtained.

Based on infra-annual statistical surveys (S1-monthly, JV quarterly), the necessary statistics for monitoring the short-term tendencies of the indicators in the statistics on wage earnings have been produced. During 2008, the expert statisticians of NIS actively collaborated with the Eurostat representatives for drafting the specific regulations for the statistics on vacant jobs.

In 2008, the activities for the analysis of the survey results on the structure of the wage earnings (WES 2006) were also completed survey that, according to the European regulations, is carried out every four years. The survey gave users aggregated comparable data on the remuneration level and individual characteristics of the employees - sex, age, occupation, level of education – and of the employer – economic activity and the size of the company. The quality report on the organization, carrying out and results of the survey was completed and send to Eurostat in December.

The information from the annual survey on the labour force cost allowed surveys on the size and progress of the average number of the employees, on average wage earnings and on the level, the structure and progress of the labour force cost.

The analysis of the short-term tendencies of the labour force cost on sectors of economic and social activity and the compatibility with the European statistics have been achieved by the quarterly indices of the labour force cost, produced and disseminated unadjusted, adjusted seasonally or by the number of the working days.

The results of the wage earnings and the labour force cost statistics have been made public in the annual and infra-annual press releases, based on the frequency of the statistical survey in the field.

The results of the surveys have been disseminated by published studies (*The distribution of employees on groups of salaries made in October 2007, Salary gaps: Factors of influence in 2006, The wage earnings and the labour force cost in 2007*) and by statistical works (*The distribution of employees on groups of salaries an*

occupations in October 2007, The number of employees in 2007, The average number of employees, the paid gross sums and the monthly average wage earnings in 2007 and The labour force cost in 2007).

As a consequence of the development of specific methodologies and based on the results obtained from the mentioned surveys, additional statistics have been produced, as follows:

- Indices of effective wage earnings – as ratio between the indices of the net wage earnings and the indices of the consumer prices (annual and monthly);
- Templates for the short-term indicators (STS) - monthly;
- **Structural indicators:**
 - Tax wedge on labour cost;
 - Unemployment trap;
 - Low wage trap;
 - Gender pay gap.
- **Indicators requested by Eurostat according the Gentlemen's Agreements:**
 - Net earnings for 13 particular cases;
 - Annual gross earnings on activities and sexes and the related number of employees;
 - Labour force cost and its structure on components;
 - Minimum wage and the weight of those who earn the minimum wage;
 - Ratio between the minimum wage and the average wage earnings in industry and services.

Specific chapters for the publication *Women and Men – Life and Working Partnership*, the 2008 Edition, have been elaborated, the CDB and TEMPO data bases have been supplied and the indicators for the synthesis statistical publications have been provided (*The Statistical Yearbook of Romania, The Monthly Statistical Bulletin, The Statistical Bulletin of the Industry, The Monthly Statistical Bulletin of the County, The Territorial Statistics, Romania in figures, The Private Sector in Romania*, etc.)



● The Employment Statistics

The provision of the necessary information for the evaluation of the phenomena on labour force market and the measurement of the active population – employed and unemployed – and of the inactive population are performed by **The Household Labour Force Survey** (AMIGO). For the organization and running of this statistical survey the following activities have been done:

- Redraft tools for 2009: new variables and modules have been introduced in the survey questionnaires;
- Collect, process and validate data and analyse results;
- Elaborate the quarterly publications (in Romanian and English) and the annual publication for 2007 (in Romanian);
- Provide and validate the Eurostat micro data.

Quarterly quality reports regarding the accuracy indicators have been drawn up and the quality report for 2007 regarding the organization, the course and the results of the survey has been elaborated, as well as the quality report for the *Ad-hoc Module for Quarter II 2007* whose theme was *Labour Health and Safety*. The implementation and drafting activities of this ad-hoc module, as well as of that run in Quarter III 2007 regarding *The Rural Household Labour Force Employment*, have been done within the working programme of the 2005 Multi-beneficiary Phare Project (Data Collection). According to the working schedule of the project, for each of the two ad-hoc modules, the activities have been completed by elaborating a final report and by transmitting the micro data files to Eurostat.

In 2008, the new revised classification of the economic activities, CANE Rev.2, as well as the variables that allowed the production of statistics on the distribution of the number of employees by deciles of wage earnings were implemented in the statistical survey regarding the household labour force.

The results of the statistical activity in the field of employment and unemployment have been made public in annual and quarterly press releases.

Based on the surveys information, the following publications have been elaborated and disseminated:

- *Labour force in Romania: Employment and Unemployment in Quarter IV 2007 and Quarter I and II 2008*, bilingual publication (Romanian-English);
- *Labour force in Romania: Employment and Unemployment in 2007*, published in Romanian;
- *Labour health and Safety*, the ad-hoc module in Quarter II 2007, bilingual publication (Romanian-English).


During 2008, within a Grant of the European Commission, the ad-hoc module regarding **Immigrants and Their Direct Descendants** was drafted and implemented and had Quarter II 2008 as period of reference.

At the end of 2008, also within a Grant of the European Commission, the activities for drafting the tools for the new ad-hoc module on the **Youths Access on Labour Market** were started, a complementary module attached to The Household Labour Force Survey (AMIGO) which will be run during Quarter II 2009.



● The Social Protection Statistics

The main indicators of the social protection statistics regard the number of registered pensioners and unemployed. Information has been taken from administrative sources, from registers of enterprises with responsibilities in the field, respectively:



- The National Office for Pensions and Other Social Security Rights, The Ministry of National Defence, The Ministry of Domestic Affairs and Administrative Reform, The Romanian Intelligence Service, The Ministry of Culture and Cults and The Lawyers Social Security Office – *for the number of pensioners and the monthly pension;*
- The National Agency for Labour Force Employment – *for the number of registered unemployed and the unemployment rate.*

The information regarding *the average number of pensioners and the average monthly pension* by the retirement system and pension categories have been provided by data collection, processing and validation, results analysis and elaboration of works with annual and quarterly data, necessary statistics being produced for the elaboration of national policies on social security. For 2009, the tools used for data collection has been redesigned.

The evaluation of labour resources and of their use in various branches and sectors of the economic and social activity has been done by **The Labour Force Balance at January 1, 2008**, work written based on data from administrative and statistical sources. The balance provides statistical indicators regarding the employment of civil population and the registered unemployment, comparable in time, at national and territorial level (regions of development, counties).

According to the regulations and recommendations of the European Union, provided in the ESSPROS methodology, statistics on national social protection earnings and expenditure have been produced and the statistical questionnaire with the specific data has been filled in and transmitted to Eurostat. Also in accordance with the ESSPROS methodology, data on the number of pension beneficiaries have been produced and the harmonized statistical questionnaire has been filled in and transmitted to Eurostat. The statistics produced in 2008 were clearly improved as to quality and completeness, following the completion of the activities run within the 2005 Phare National Programme, the C- ESSPROS Component, respectively:

- Carry out the survey on social protection earnings and expenditures within non-profit organizations;
- Identify the most adequate data sources for the completion of missing variables (total or partial);
- Develop estimation methods of missing disaggregation (total or partial);

- Reconcile ESSPROS data with those in the national accounts;
- Improve the production methodology of the ESSPROS statistics.

Moreover, the quality report on data collection from the ESSPROS central system has been elaborated, together with the one on the number of pension beneficiaries according to ESSPROS.

According to the regulations and recommendations of the European Union added in the LMP methodology, the statistical information on the annual expenses and on the number of participants to measures considered public interventions on labour market have been provided based on the data collected from administrative sources. The data base, in standard format, has been completed and transmitted to Eurostat.

The results of the surveys and of the statistical works have materialized due to the publications "The Number of Pensioners and the Average Monthly Pension", with a quarterly and annual frequency for 2007 and "The Labour Force Balance on January 1, 2008".



2.3.3. The Living Conditions Statistics

The actions carried out in 2008, within the statistical living conditions system, have been oriented towards the implementation of the calculation methodologies of some comparable indicators in fields of high interest in Europe and towards the redesigning of some statistical surveys already existent and their readjustment to the latest European regulations.

The Family Budget Survey (FBS) represents the main data source for the evaluation of the population earnings, consumptions and expenditure and for the consolidation of the social protection programmes, the impact analysis of the implementation of various programmes in the social field. FBS has been carried out as a sample survey with continuous data collection on a monthly sample of

3,120 households. The results of this survey are to be found in the following publications: *The Income and Consumption of the Population* (quarterly) and *The Standard of Living Coordinates – The Income and Consumption of the population – the year 2007* (annual). Data have been made public by two press releases, too.

On the request of Eurostat, a quality report regarding the family budget survey (2005) has been drawn up **for the first time.**

The Statistics on Income and Living Conditions (EU-SILC)

– panel-type statistical survey that contains an annual transversal module, too. The survey provides the necessary information for the evaluation of the population living conditions by highlighting the interconnection and complementarity of some various aspects, such as: health, education, income, dwelling conditions, employment, working conditions, poverty, etc. Data collection has been done for both the transversal and longitudinal module in May 2008. The sample for the transversal module was of 9,360 households and around 17,300 persons aged 15 and over, the results being published in *The Living Conditions of the Romanian Population in 2007*. The panel sample was of 7,020 households, that is three quarters of the transversal sample. The results of the longitudinal survey will be published 4 years after the data collection.

In April 2008, there was the data collection for ***The Survey on the access to Information and Communication Technologies*** – a survey harmonized with the European recommendations that offers information on the access of the households to the modern technique of information and communication, on computer (PC) use and the access and use of the Internet, the Internet shopping and the frequency and place of use of the Internet. For this survey, the number of studied units was of 10,000 households and around 15,000 persons. The report on metadata, as well as the files of micro data has been transmitted to Eurostat.


Within the independent Grant, ***The European Household Survey (EHS)***, there was an experiment

survey on a sample of around 200 households, the field activities being carried out at the end of September 2008. The main objective of the experiment has been to test an “omnibus”-type survey. The survey has added in 4 modules: basic indicators of the social statistics (core variables), the survey on the access of the population to information and communication technologies, the health survey by interview (biennial indicators) and the module EU-SILC 2006 on social participation.

For the ***Indicators of Social Inclusion***, according to GD no.488/2005, the calculation of the national set of indicators on the approval of the national system of social inclusion indicators has continued in 2008. A synthetic study on poverty and social inclusion was published with the title “Dimensions of Social Inclusion in Romania”.


The Endowment of the Population with Hard-Goods

is a synthetic work on hard-goods endowment: TV sets, radios, refrigerators, mobile phones, cars, etc. Data have been disseminated by a press release.



2.3.4. The Social Services Statistics

In 2008, the activities in the social services field have been aimed at: producing, analysing and disseminating, in conditions of quality, relevance and efficiency, of statistical data and information according to the Statistical Survey Programme and the national, international and European standards and rules; providing data requested by domestic and foreign



users; harmonizing the national statistics with the European ones at the level of concepts, definitions and used classifications, of data collection methods and the calculation methods of the indicators.

In the field of **education statistics**, the 13 exhaustive statistical surveys from the education units (8 education statistical surveys for the beginning of the school/academic year and 5 statistical surveys for the end of the school/academic year) have given the possibility of collecting a large volume of information on the participation of the school population at the process of education and training on educational levels (according to the International Standard Classification in Education - ISCED-97). The data for every educational level (preschool, primary and secondary school, high school, vocational, post high school and of foreman and tertiary) are covered by **10 statistical works** and are brought forward at national, regional and county level, on residence areas, forms of property, education, specializations, teaching languages, sex, age, etc. The dissemination of the results of the 13 statistical surveys takes place mainly due to a **synthesis annual** publication called "The Educational System in Romania – synthetic data".

Annually, the statistical tools of data collection in the field of education are redesigned in order to get new information that answers the requests of the internal and external users (e.g.: the certification of those who complete an educational level).

In 2008, some evaluation indicators (**PRAI**) continued to be provided to the National Development Centre of the Technical and Vocational Education, under the authority of the Ministry of Education, Research and Youth, for the reinforcement of the strategic PRAI

documents (Plans of Action for the Technical and Vocational Education) and PLAI documents (the Local Plans for the Technical and Vocational Education). These calculated statistical indicators (e.g.: the net rate of inclusion, the graduation rate, the abandon rate, the rate of transition from an educational level to the next, the results of the graduation exams, the number of pupils per teaching personnel the weight of the qualified personnel in the total number of the educational personnel, on educational levels, development regions, counties, sex and residence areas) are requested for the finalization of the regional strategies on the technical and vocational education.

Yearly, financial and non financial data on education are transmitted, in standardized format, to Eurostat according to the **UOE** methodology (UNESCO-OECD-Eurostat) that contains information on:

- The school population distributed on educational levels, age, sex, forms of property, types of programmes, classes, fields of education and regions and the foreign students by country of origin and the country where they graduated the last educational level;
- The number of pupils per teaching personnel;
- The students that enter for the first time higher education (high school, vocational, post high school and tertiary) and are structured by educational levels, age, sex and fields of education;
- The graduates by educational levels, age, sex, forms of property, fields of education, the residential status and the country where they graduated the last level of education;
- The pupils in the primary, secondary, vocational and high school education distributed by the studied modern languages;
- The teaching personnel on educational levels, age groups, sex, forms of property, leading personnel;
- The private and public educational expenses.

The statistics on the evaluation of the constant education of the adult population is carried out based on the interview surveys. Thus, within the **National Phare Programme 2005**, the Survey on the Adults' Education in Romania (AEDA) was carried out, the survey being harmonized at European level and allowing the evaluation of the level of education and training of the population aged 25 to 64 that attended in the last 12 months (April 2007- March 2008) one or more informal, non-formal and formal forms of education. With the help of four types of questionnaires

(The Household Questionnaire, the Individual Questionnaire, the Questionnaire for the Formal Education and the Questionnaire for the Non-Formal Education) statistical data have been collected regarding: the dwelling status, the household participation to the survey, the information on the members of the household, the individual information (the education and training successfully completed/uncompleted, the employment characteristics of the main job at the moment of the survey and a year before the survey, income); the participation to the formal/non-formal education and training; the obstacles in participating to the formal/non-formal education; the participation to the informal education; the access to the information regarding the possibilities of ICT learning and using, the linguistic skills, the participation to cultural and social activities and the attitude toward learning, the expenses of the employer for the registration taxes and the technical stuff, the expenses of the person or family for the registration taxes and the technical stuff, etc. The results of the survey will be published in 2009.

In the field of **health statistics**, data are collected through selective and exhaustive statistical surveys.

The network and activity of the health units is characterized based on the information collected, through an annual exhaustive statistical survey, from the county public health authorities and the ministries that have own health network and medical and sanitary personnel. In order to answer the requests of Eurostat and to get new information that allows the highlighting of the changes registered at national level and requested at the European level, the indicators regarding the speciality of the physicians and the expenses of the sanitary units, on types of services and sources of financing, have been detailed in the questionnaire for data collection from the sanitary units in the private and public sectors. This way, the necessary information have been provided for the



particularization of some indicators from the questionnaires harmonized at European level, generically named "*The Health Routine – non-financial data*", information that are annually requested by Eurostat and of some indicators contained in the Health Account System.

The dissemination of the statistical data of this exhaustive statistical survey has been mainly done through the annual publication *The Activity of the Sanitary Units*.


In 2008, the transmission of financial and non-financial data on health to Eurostat continued. The non-financial data annually collected through "*The Health Routine – non-financial data*" refer to: the number of hospital beds, on types, the hospital endowment with modern technology and apparatus, the number of medical and sanitary personnel, on personnel categories and age groups, the number of patients released from hospitals, on types of illnesses and the number of surgery wards and of surgery procedures performed, on types of procedures.

At the same time, the financial data and metadata have been sent to Eurostat through a **standardized questionnaire of OECD, WHO and Eurostat**, harmonized at European level and that contains statistical information on the international classification of health positions/services, of health services providers and of financing sources/agents from the Health Accounts System for the financial year 2006.

In 2008, the elaboration of the "Health Account System" experimental study (according to the SHA European methodology), which has in view the production of a comprehensive, consistent, coherent and comparable at international level, that will be capable to offer to users the possibility of temporal and spacial assignment of health systems, thus being eliminated the problems which drift from the use of some different methodologies. The results of this study are presented in the *System of Health Accounts* yearly publication.



2 The Statistical Production



In 2008, the transmission of data to Eurostat in standard form, regarding the work accidents and the professional diseases continued, according to the European methodology of work accidents (ESAW) and professional diseases (EODS).

Within the **Phare National 2005 Programme**, during this period a selective survey- *The survey by interview regarding health*-harmonized at European level, having as objective the assignment of population's health, the highlight of individual morbidity, the appeal to medical services (the contact of family doctor, of a specialist doctor or dentist, the recourse to alternate medicine, the internment in a hospital) and the consumption of drugs and to offer the possibility to highlight the link between these and some demo-socio-economic (sex, age, civil status, occupational status, employment, etc.), environmental (living conditions) or behavioral factors, that have a direct impact on health (diet, the tobacco, alcohol consumption, the progress of a physical or sport activity). The survey's results will be published in 2009.


Starting with 1 January 2008, the actions for the unfolding of some independent Grants were started:

- *The implementation of the System of Health Accounts*, that has as a main purpose the identification of new data sources, which to lead to the calculation or the estimation of some indicators requested by the European methodology of the System of Health Accounts. The project will end in June 2009.
- *The strengthening of the methodology of data collection regarding the occupational diseases*, which has as objective the identification of the potential errors to the diagnosis, as well as the analysis of the results obtained from the ad-hoc module "Health and safety at the work place" from the Labour Force Survey 2007. The project will end in June 2009.

In the area of the **statistics of culture**, four exhaustive statistical surveys were carried out, regarding the units that run cultural-artistic activities: libraries, museums and public collections, entertainment institutions, houses of publishing for papers and magazines, that finalised with the synthesis publication *The activity of cultural-artistic units*.

The statistics in the culture area comprises, additionally, information concerning the production of

books and booklets, school manuals and university courses, the cinema network, the production, distribution and projection of movies, the radio and TV broadcast. The statistical information for these types of units is collected from administrative sources.



The statistical tool regarding the activity of museums and public collections, as well as entertainment institutions was drafted again and improved with a series of new information, as: the number of mobile cultural assets classified in the groundwork category and of these classified in the treasure category, existing in museums or public collections, for the entertainment institutions respectively, the number of theater plays/concerts from the current repertory, re-runs, remakes, co productions, events (in the country and abroad) in the reference year.

The statistical data obtained from the activity of libraries, museums and public collections, entertainment institutions, as well as from the activity of the houses of publishing of papers and magazines are structured in territorial profile, thus: at national level, at regional and county level, types of units, residence mediums and ownership forms. For all these types of cultural units, the obtaining of data regarding the number and the value of projects carried out by taking part at programs with external financing was achieved.



A trend of the statistical research in the field of culture is the improvement of the data collection system by the revision of the existing forms in collaboration with the profile institutions, with the international organizations (UNESCO, OECD), as well as with the specialized agencies in the European Union. In this regard, exists a continuous care concerning the increase of number of supplementary actions of financial data in the area of culture.

2.3.5. Demographic studies and projections

In 2008, the activity in this area was oriented to the expansion of demographical studies, by the approach of some specific themes for the characterization of current phenomenons in the field of population.



According to the Program of Statistical Surveys, 8 paper works regarding the demographic analysis were developed: 4 quarterly statistical bulletins (statistical information-The Series Population with operative demographic data) and other four statistical studies: *The demographic situation of Romania in 2007*, *The projection of Romania's population in territorial profile, in the perspective of year 2050*, *Particularities of demographic evolution of the rural population*, *Women and men: partnership in work and life*.

At the national symposium organized on the occasion of 149 years of official statistics in Romania, in July 2008, the following paper works were presented: *Bucharest 2025, the demographic perspective of an European capital* and *The demographic ageing in Europe and Romania-one of the greatest challenges of the XXIst century*.



In collaboration with other profile institutions, activities concerning the demographic data collection and analysis regarding the demographic situation of Romania, as well as short interpretations of some demographic phenomenons and demographic projections to various users (central and local government, research institutes, natural and legal persons, mass-media) were carried out.

Periodically, as well as on the occasion of some important days, like *The world day of population*, press releases were disseminated on the form of operative statistical bulletins with demographic data.

The necessity of adjustment and continuous improvement of prospective calculation methodologies regarding the number and the structure of population at European community standards continued being a priority for NIS.


The collaboration with INSEE France began in 2005, materialized in 2008 with a work visit of the French experts, which allowed an useful change of experience regarding the population, households and workforce projections.

2.4. Economic statistics

2.4.1. Short-term indicators

In the area of short-term indicators also in 2008, the main objective was satisfying timely the users' requirements, at which disposal were put relevant, quality and harmonized data with the statistical norms and standards of the European Union.

2 The Statistical Production



Thus, over 100 press releases were elaborated and disseminated and “flash estimates” regarding the retail trade were transmitted to Eurostat.

The pilot survey *The touristical expenditures of neresidents in the collective accommodations (ACNER)* survey, whose data are useful to the National Institute of Research and Development in Tourism, for the Satellite Account in Tourism as well as to the National Bank of Romania for the compilation of the Payment Balance was implemented.

According to NACE Rev.2, the weighting system for all short-term indicators for the basis year 2005 was transmitted to Eurostat.

Regarding the Grant *The implementation of NACE Rev.2 in the short-term statistics*, the changes in the new NACE Rev.2 classification and the impact of changes on every area were analyzed, the conversion matrix from NACE Rev.1 to NACE Rev.2 was elaborated and analyzed; the data series in NACE Rev. 1 were prepared; the conversion of data series from NACE Rev.1 to NACE Rev.2 and the conversion of the weighting system for the new basis year 2005 from NACE Rev.1 to NACE Rev.2 were done and the calculation of data series according NACE Rev.2 and to the new basis year was carried out.

Through the actions carried out supplementary are:

- Redrafting the statistical questionnaire concerning the activity of “Tourism 2” tourism agencies for 2009 at the request of the Ministry for Small and Medium Enterprises, Trade, Tourism and Liberal



Bălea Lake



Vocations, National Institute for Research and Development in Tourism (for responding to the data requests of tourism agencies, useful to the compilation of the Satellite Account in Tourism) and the National Association of Tourism Agencies;

- The achievement of terms of reference and the establishment of budgets for Phare Multibeneficiary 2005 and 2006 and for the 2007 independent Grant;
- The data collection in parallel, according to NACE Rev.1 and NACE Rev.2, for the construction of the conversion matrix between the two classifications, in order to recalculate the data series from the previous years;
- The elaboration of the final report and the transmission of the tables for the Phare Multibeneficiary 2005 project regarding *The careers of doctorate holders*;
- The elaboration and transmission to Eurostat of the final report the Phare Multibeneficiary 2005 project regarding *The statistics of innovation*
- The elaboration and transmission to Eurostat of the report regarding the testing of three pilot modules with new types of innovations;
- The completion and transmission to Eurostat of the quality report for the innovation statistical survey CIS 2006;
- The participation to the National Symposium Promoting the innovative products and processes, organized in Craiova in September 2008, with the paperwork *Present and perspectives in the innovation statistics*
- The elaboration of the paperwork *The innovation reflected in statistics* for the Conference “The relation

innovativity-foreign direct investment-European challenges and opportunities”, organized by the Institute of National Economy in collaboration with the Romanian-American University, under the aegida of ANCS;

- The completion of the online database of Eurostat for research-development metadata;
- The completion and the transmission of the questionnaire regarding *Data concerning universities* for the area Woman and science;
- The completion of the metadata file in order to carry out the H2 „Set-up methodological metadata database” component of the Phare National 2005 Programme.

2.4.2 Structural business statistics

For the structural business statistics, the most complex statistical survey in the economic area, the main objectives of 2008 were: satisfying the requirements of internal and external users by increasing the range of statistical indicators and the data quality, as well as the provision of information necessary for the justification of the economic development policies in Romania.

One of the most important activities of 2008 was the data collection for the reference year 2007, in NACE Rev.1 and NACE Rev.2, regarding the main activity of the enterprises, the main activity of local units, the turnover and the average number of employees on homogenous activities, necessary for the preparation for the year 2008, **the official year of double reporting**.

By the Phare Multibeneficiary 2006 Programme (ending in December 2009) **the statistics of transport with vehicles** was done, and starting with September 2008 the progress of the Grant regarding **the road traffic from Romania**.

The speciality direction took part to the Phare National 2005 Programme “The development of economic statistics”, component F, by which the application and the infrastructure of a database with the main statistical indicators were achieved in order to analyse

the information at business level. The quality data report for the year of reference 2005 was transmitted to Eurostat.

Also, by the independent Grants no.090/2007/462164, 091/2007/462181 and 122/2008/495557, data for the calculation of **conjunctural indicators**, indicators reported monthly at DG-ECFIN Bruxelles. On their basis, at European level, **the synthetic and confidence indicators** are calculated at European level, for each Member State, as well as for EU-27. The results of statistical surveys are published monthly, in the press release.

The information regarding **the road transport of goods, the rail transport of goods and passengers, the fluvial and maritime transport and air transport** were obtained at the established deadlines, being also transmitted to Eurostat.


By the Phare Multibeneficiary Programme-Data Collection-the components *The information society in enterprises* and *Expenditures and investments in Information and Communication Technology* data concerning the use of Information and Communication Technology products and services (the use of Internet, of software products for the administration of data systems-CRM, ERP, etc.) and the electronic commerce (sale and buy via Internet and other network types) were collected.

The dissemination of the results of the statistical structural business survey was made also by the publications: *Results and performances of the enterprises from trade and services area*, *Results and performances of the enterprises from industry and construction area*, *Medium and small enterprises in the Romanian economy*, *The activity of credit institutions*, *The insurance-reinsurance activity*. The publication *The information society* was also issued.



2

The Statistical Production



The quarterly bulletin *Studies of economic conjuncture in the quarter ...* comprises conjunctural indicators for the four sectors of activity: processing industry, constructions, trade and services.

Four quarterly publications were issued, from which three regarding the passengers and goods transport (by air, freight and all types of transport) and one regarding the new matriculations of vehicles and four yearly publications regarding the length of transport ways, transport middles, the vehicles registered in circulation at year's end, the circulation accidents and the communication and activity middles.

The data processed within the direction can be found, also, in other publications (*The social and economic state of Romania, The evolution of private sector, Territorial statistics, Romania in figures*), as well as in the central database with time series TEMPO, files with data at local unit level provided to the counties.

2.4.3. Statistics of agriculture, forestry and environment

In the area of agriculture statistics, in 2008 all statistical surveys and works foreseen in the PSS 2008 were done, regarding the crop and animal production and the economic accounts.

In the press releases and in the profile publications the results obtained by statistical surveys in this area can be found, thus ensuring a better and faster accessibility to the statistical information for all users.



For **The Structural Survey in Agriculture-2007**, began in the previous year, the collection and data processing were carried out, as well as the preparation of Eurofarm file and the analysis and publication of data at national and territorial level.

Of a special importance was the launch of **Statistical survey regarding the coverage/use of fields using the teledetection techniques in 2008 (LUCAS)** on the basis which Eurostat will elaborate a methodology which will be used by all the Member States of European Union. This survey is a part of the Phare Multibeneficiary 2006 projects, and the main actions were: the photointerpretation of the points grill for Romania, the stratification and extraction of the points' sample; the translation of LUCAS 2007/2008 methodology and the printing of statistical tool for the field survey; the elaboration of the interim Report and its transmission to Eurostat; the data collection on field and their loading in Data Management Tools (DMT), the data analysis and their transmission to Eurostat; the analysis of data extended by Eurostat and the issue of a publication by NIS and INCDDD Tulcea and the elaboration of the final report and its transmission to Eurostat.

Within the same Phare Programme, the project **The Georeferencing of agricultural exploitations** (March 2008-May 2009), launched during a work visit organized at NIS headquarters, at which representants from APIA, GARMIN, INCDDD and NIS-General Direction of Agricultural and Environment Statistics took part. For this project, the data sources were inventoried, in order to elaborate the methodology for locating the agricultural exploitations that will be surveyed in 2010 General Agricultural Census (GAC). Eurostat organized, in this effect, a work visit on the theme of locating the agricultural exploitations (the georeferencing).

Within the Phare Multibeneficiary 2005 Programme, the following statistical surveys were carried out/finalised:

- **The pilot survey regarding the production potential of vineyards**, for which the following activities were carried on: the achievement of informatical application for the introduction, validation and processing of data and obtaining the final tables; the elaboration of the first two interim reports approved by Eurostat; the data processing and the elaboration of final tables; the drafting and approval by Eurostat of the survey's final Report; the elaboration of the methodological Report regarding the basis survey of the surfaces cultivated with vineyards in 2009, that was approved by Eurostat.
- **The use of pesticides in agriculture**, in 2008, for corn, for which the statistical survey was carried out and the final Report was transmitted to Eurostat.
- **The subsistence and half-subsistence farms**, for which a pilot survey was carried out and the modality of future research was established. The final report was also approved.

Within the independent grants, the following projects were carried out:

- **The use of fertilizers in agriculture**, for which the statistical tool were drafted, the requirements of data processing were elaborated, the data in field (750 exploitations) were collected, processed and analysed, the requirements of processing in order to draft the final tables regarding the use of in agriculture were elaborated.
- **The water volume used for irrigations**, for which the current statistical system of data collection was analysed and assessed, the current methods of assessing the water volumes utilised for were analysed and the main indicators were established.

The **Phare National 2005 Programme**, Component A, was launched: **New developments in the agricultural statistics**, with the under components: *The vegetables, flowers and ornamental plants production* and *The balance of roughage*.

For the first under component, the survey's tools and their translation into English were prepared, the requirements of processing for pilot surveys were elaborated, the data in field were collected, controlled and entered by CERME. The local partner DDS did the informatics application and carried out the data processing.

Regarding the second under component, *The balance of roughage*, the calculation methodology of the two parts of the balance: resources and their allocation on species and animal categories was elaborated and the calculation of the balance was achieved.




The preparations for the **General Agricultural Census-2010** continued, ensuring the legislative framework-Law no.153/2008 and the drafting of a Government's Decision regarding the census budget and the work structures at territorial level.

In the area of **forestry statistics**, the statistical surveys and the publications for: the area of forestry found, the production of forestry units, the volume of wood recolted, works of forest regeneration, the volume of exploited wood, the chase found.

In the area of **environment statistics**, the statistical surveys regarding: the expenditures for environment's protection, the caption and distribution of water were carried out. We collaborated with the National Agency for Environment Protection in order to carry out the statistical survey The generation and administration of wastage, and with the National Administration „Romanian Waters” for The collection and cleaning of used waters.

Also in 2008 a new area was developed, the environment accounting, being finalized the satellite account of expenditures for the environment's protection and the account of material flows economy-environment.

2 The Statistical Production



Additionally, in the **area of forestry and environment statistics**, the following projects were achieved:

- Proiecte pilot Phare Multibeneficiar 2006: *The environment accounting: the environment industry account;*
- Phare National 2005 Programme: *The account of air emissions (NAMEA-National Matrix with Environment Accounts) and the account of subteran resources;*
- the independent Grant 2007: *The development of material flows account, the account of water flows;*
- the independent Grant 2008: *The indicators for measuring the sustainable development, in progress, in partnership with the Ministry of Environment and Sustainable Development and with the French Institute of Environment from France.*

2.5. The prices statistics

In this statistical field, important steps were on the line of calculations improvement, but mostly on the line of results and methodologies that are at their basis dissemination.

For the **statistics of prices in industry and constructions** the data were collected and analysed, elaborating monthly the index of prices of industrial production (overall, internal and external market), provided to internal and external users, as well as to speciality directions from NIS. The weighting system in order to implement the new NACE Rev.2 classification for the new index series and for the series between 2000-2008 and the calculation methodology for the price indexes in the services area are in progress.

In the area of **consumer prices statistics**, the following activities were carried out:

- The collection and analysis by decades of consumer prices and the monthly elaboration of the consumer price index;
- The monthly elaboration of the press release regarding The consumer price index (CPI);
- The calculation and the provision of consumer price indexes, according to the requirements received from the speciality direction of NIS, necessary for: the

deflation of turnover from retail trade and services for population; the calculation of the real incomes of population (wages, pensions, etc.); the consumer prices indexes, according to COICOP-PPP;

- The yearly update of the weighting system and of CPI survey's tools;
- The elaboration of terms of reference for obtaining three independent Grants in the area of HICP;
- The analysis of the possibility of using data from the national accounts for the elaboration of the weighting system of CPI;
- The elaboration of activities regarding the calculation methodology of the dwellings prices, according to the program established within the Phare 2006 project.

Concerning the **statistics of prices in agriculture**, the prices of agricultural products and middles of production in agriculture were collected and analysed weekly, monthly and quarterly and after their calculation the indexes of agricultural products' prices and the indexes of prices for the middles of agricultural production were elaborated monthly and quarterly. The indexes of price and the average prices were calculated and provided, according to the requirements received from the speciality directions from NIS: the price indexes and the absolute prices of the agricultural products and of the goods that represent production middles in agriculture, necessary for the elaboration of accounts in agriculture.

The weighting system corresponding to the year 2005 was also elaborated and transmitted to Eurostat. The indexes for the remaining months in 2008 were estimated and transmitted to Eurostat and the nomenclatures for products and agencies were reviewed yearly.



Within the **European Program of Comparison (EPC)**, the main actions were:

- The validation of data regarding the prices of tools and equipments and of construction projects, according to the EPC methodology;
- The data collection and analysis regarding the prices of consumer goods, according to the EPC methodology;
- The data collection and analysis regarding the rents in capital, on housing types;
- The completion of questionnaire regarding the wages in the public administration, education, health sectors and in the sector regarding rents;
- The validation, at south group level and Eurostat level, of the data transmitted within EPC;
- The transmission to Eurostat of the Table 24 (GDP's by expenditure elements) for the years 2005-final data, 2006-semifinal data and 2007-provisional data, within EPC;
- The elaboration of the final report regarding the sources and methods inventory for the surveys within EPC;
- The transmission of data concerning the housing fund for the 2005-2007 period;
- The transmission of data regarding the CPI, according to the COICOP_PPP clasification for the 2005-2007 period.

The activities in the field of price statistics having an important role in the justification of taxation and monetary decisions at national level, the speciality direction within the NIS collaborated with ministries and research institutes regarding the data provision and communication.

The tables and the analysis regarding the periodic evolution of prices were published in Romania's statistical yearbook, as well as in the Monthly statistical bulletins (concerning prices, industry and the monthly report).

The speciality direction within the NIS participated at the update of the yearly conventions concerning the reciprocal provision of statistical data between NIS and

different bodies providing data from the public administration area and from other reglementation areas and offered data to Eurostat, UNO, OECD, IMF, AEI and other international bodies, honouring also other internal requirements.

2.6. Territorial statistics


Concerning the territorial development-at county or regional level-the National Institute of Statistics justified and continues to develop a strategy of diversification of statistical indicators, by introducing new statistical surveys in territorial profile or by the development and use of administrative sources. The purpose of all these actions is the obtaining of a maximum of statistical information, both accountable and useful.



Regarding the statistical surveys with representativity at regional level it is important to highlight that over 62% of these are structured in order to ensure information at region level (NUTS 2), and more than one half of the sum of surveys developed by NIS ensure representativity at county level (NUTS 3) and city (LAU 2).

From the sum of statistical surveys drafted to offer information at NUTS 3 level, over 37% are in the social area, 38% in the economic area and 24.6% in the agricultural area. Regarding the statistical surveys

2 The Statistical Production



drafted to offer information at NUTS 2 level, the economic field has a weight of about 43%, the social field of 31%, and the agricultural field of 26%.

At regional level, but also county level, the demographic statistics has an important place in what concerns the number of available indicators. In this area, data series exist beginning with the year 1970, for indicators regarding population and the natural mobility of population. An important field of social statistics is represented by the workforce and the unemployment, indicators concerning the employed population (on age groups and activity sectors), the active population, the unemployed being available at regional level.

In the economic area, the business statistics at regional level was strongly developed in the last years. We can affirm that, in this area, the indicators are aligned with the European methodology, and the databases are periodically transmitted to Eurostat. For tourism and transports there are, also, data in regional profile, starting with 1999.

The statistical surveys in the agricultural area were drafted in order to offer information in regional profile, regarding: the use of terrains, the crop production, the number of animals, the structure of agricultural exploitations, etc.

NIS made important steps in the elaboration of the regional accounts; starting with 1998, the GDP is calculated at regional level, the added value for 17 branches, according to NACE Rev. 1-A-17, as well as the accounts for the population's households.

We can affirm that the Romanian statistics puts at the disposal of decision factors detailed information regarding the socio-economic situation from territory,

thus allowing a scientifically justification of development policies and the assessment of effects of their practical application.

The actual stage of development of territorial statistics was attained after some significant efforts in the last years, both financial and human.

In order to achieve the objective of ensuring an unitary and of elaboration and dissemination of interesting information in territorial plan, The monthly statistical bulletin of the county is issued, regarding the evolution of the main economic and social indicators at each county's level. Thus, there are considered:

- the industry (the indexes of industrial production; the indexes of the turnover volume from industry);
- the international trade with goods (exports and imports of goods);
- the tourism (arrivals in the touristic accommodations, the nights in the touristic accommodations, the index of the net use of accommodation places);
- the labour force (the number of employees in the economy, the gross and net average wage earning, the number of registered unemployed, the unemployment rate);
- the social indicators (the average number of and the average pension paid by the state, the population's natural movement);
- investments-constructions (the indexes of investments carried out, building authorizations for residential buildings, finished households);
- other indicators (registrations of commercial societies with foreign participation in the social capital).





In 2008, the National Institute of Statistics carried out the Phare National 2005 project ***“The Development of Economic Statistics”***, a project which benefitted of technical assistance from Eurostat (The Statistical Office of the European Union), with the help of the ICON consortium. The general purpose of the project was to strengthen the Romanian Statistical System by adopting the current *acquis communautaire* and its new issues. The project had in progress several components, among which ***“The Development of regional statistical indicators”***.

The main activities carried out within this component were: **the inventory of available indicators in regional profile**—from statistical and administrative data, as well as on the basis of nomenclatures; the progress of **2 pilot surveys**, for the fields short regarding the available indicators in territorial profile, “Local budgets” and “Energetical resources”; the elaboration of a **manual** regarding the regional statistical indicators; the elaboration of a statistical **publication** standardized at regional level “The regions’ statistical yearbook”.

The inventory of available indicators in regional profile was done on the basis of the following documents:

- The Eurostat Reference Guide (ERG) 2007—Urban and Regional European Statistics;
- The Programme of Statistical Surveys (PSS), NIS 2007;
- The MARS Questionnaires (Methodological database for Regional Statistics), 2006;
- The New Cronos-REGIO Database (inventory of regional statistics), NIS 2006,

and comprised the following **areas**: Regional statistics for agriculture, demography, economy, education, workforce market, migration, science and technology, business, health, tourism, transport, environment and energy.

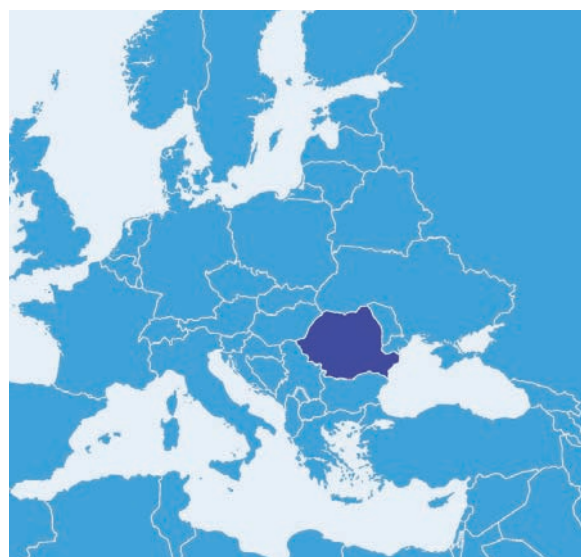
The Manual represents an adaptation of the Eurostat’s guide for the regional indicators for the realities of the statistical system from Romania.

This manual includes information regarding the urban and regional statistics; the concept of region at European level and the NUTS classification are presented; an overview of the main issues of the Romanian regional territorial statistics, of its legal and organisational framework is achieved.

“The Statistical Yearbook of the Regions” - Statistical publication standardised at regional level

The publication reunites the statistical indicators presented at county and regional level, that are a result of the statistical surveys carried out by NIS, other public institutions, ministries, according to the Programme of Statistical Surveys, as well as from administrative data sources.

The publication represents a step on the road of elaboration, permanently, of a “Statistical yearbook of the regions”, with the same methodology and structure, thus offering to the ones interested comparable statistical data at the level of each region in Romania.



3.1. Sampling basis

3.1.1 The statistical business register

An important achievement in the area of the statistical business register is the coming into effect at 1st January 2008 of NACE Rev.2, one of the main elements of the tools necessary for the synchronization with the European networks, by data communication and information about Romania.

In the progress of the NACE Rev.2 implementation, technical assistance was awarded regarding the framing of activities according to the new classification structure and the conversion matrix NACE Rev.1-NACE Rev.2 was applied/used, elaborated on the basis of information obtained in the framework of the statistical survey AM REGIS 2007. The rates were applied to the assemblages of reporting units corresponding of each class NACE Rev.1, in order to recodificate according to NACE Rev.2.



Concerning **CPSA 2008**, the order was elaborated and transmitted to the Chamber of Deputies, in order to finalize the legal procedures for the publication in Romania's Official Journal, Part.I.

The **PRODROM 2008** List was finalised and the tables within the accuracy component corresponding to the quality report for the statistics of innovation were elaborated.

It is remarkable the improvement of the cooperation relations with the institutions that are administrative data sources for the update of the statistical business register, AVAS and ANAF respectively.

A particular effort was made in order to establish the active units in 2006 within the enterprises organised as individual undertakers (natural persons, family associations, liberal occupations), on the basis of data provided by ANAF.

In 2008, the independent Grant *"The demography of enterprises based on the employer enterprises in 2005"* and other two new Grants *"The improvement of the quality of the statistical business register"*-within DC2006 and *"The demography of enterprises based on the employer enterprises in 2006"*-independent Grant.

3.1.2 Sampling basis for households surveys

The activities carried out in 2008 focused on the administration of the *Master Sample of Territorial Zones (EMZOT)*, the extraction of samples for the household surveys, the calculation of extension coefficients and the calculation of indicators for the elaboration of quality reports.

For the quality data assessment in *The workforce in households survey (AMIGO 2007 and AMIGO 2008 quarterly)*, of data from the *ad-hoc module of AMIGO survey, second trimester, year 2007* "The migrants and their descendents", as well as of data from *The survey regarding the households access to the information and communication technology (ITC)*, the sampling errors were calculated (the standard aberrance, the variation, the variation coefficient), the total non-response rate and the errors due to the sampling basis.

The structural indicators from the *Family Budgets Survey (FBS-2007)* were calculated, the file with microdata for FBS-2005 was prepared and the sampling errors for the assessment of estimates quality were calculated.

3.1.3 The ASTRM sampling survey

For the statistical survey regarding the road transport of goods (ASTRM) was updated quarterly, using the information provided by the Romanian Road Authority and DRPCIV (MIAR) and the quarterly samples with data for the subjects' included in the research identification were extracted in order to personalize



Statistical standardisation

3

the statistical questionnaires. The data files are used by the territorial directions of statistics for the update of the current ASTRM basis.

3.2. Databases

The databases that worked in 2008 were created for the hoarding, filing of data series and for the dissemination of the statistical information. The central databases were permanently updated, in order to intercept all structure and content changes in the Programme of Statistical Surveys and were improved in what concerns the accessibility and the metadata contained. The loading and the update of the information in the databases was done according to the deadlines from the Activity Plan (AP), but also at the request of the specialty directions within the NIS.

The database administration activity focused, mainly, on their alimentation with the most recent data provided by all NIS's departments and by the territorial directions of statistics. The administration of the national data fund and databases implied, also, the projection/reprojection and the maintenance of the informatical applications necessary for the gestion and the extraction of the information from the databases. In order to satisfy the requests of the NIS's departments, as well as of other internal and external beneficiaries, the administered databases were completed using also information from administrative sources.

3.2.1 Databases in territorial profile

3.2.1.1 The database at the level of the administrative-territorial units (DBL)

DBL contains information at administrative-territorial unity level that covers the following areas: the equipment of the territory, population, workforce, education, health, culture, agriculture, the finished establishments and tourism. The number of values corresponding to the DBL indicators surpasses 4.4 million and covers the period 1990-2007. Only for 2007

were introduced almost 250000 values of the indicators for 3176 localities in Romania, the stocked information containing also the changes in the nomenclature of the SIRUTA administrative-territorial units.

All changes during the year 2007 in the sources of the data sources are also reflected in the DBL, by the apparition of new indicators requested by the statistical data beneficiaries. Thus, the database at the level of the administrative-territorial level was completed with 110 new indicators corresponding to the year 2007 in the areas: education, culture, health, tourism. The tourism chapter enriched with 96 new indicators, the series being remade and completed for the period 2005-2007. The reconstruction of tourism data series, for the 2001-2004 period, is in progress.

In order to respond to the requests of the statistics' beneficiary, the availability of the DBL information corresponding to the year 2007, with a 3 months advance as compared to the deadline established by PSS was made.

3.2.1.2 The database at county level (CDB)

The apparition of new data sources, as well as the changes made in the structure of the data sources were also reflected in the database at county level. Because this database covers all the areas of the socio-economic life, the volume of information loaded yearly is significant-more than 10 thousand values corresponding to 2007, for about 4000 indicators.

For the chapters: education, culture, workforce, tourism, transports, agriculture and forestry, a total of 98 new indicators were loaded. In order to satisfy the multiple number of "fresh" data requests, the deadlines for data availability were rescheduled, so the "freshest" indicators were put at the users' disposal, in record time.

3.2.1.3 The population database and „The Demographic file”

In the population database, the information corresponding to the year 2008 regarding Romania's population were loaded (stable/with residence, starting with the year 1995) on localities, genders and generations (at 1st January and 1st July). **The Demographic file** –the database with absolute and

relative series, starting with 1966, regarding the migratory and natural movement of the population at locality/county level, was updated with the information corresponding to 2007. From both databases the information was extracted after various criteria, necessary to satisfy the multiple number of data requests of internal and external users.

3.2.1.4 The central database with TEMPO chronological series

The year 2008 was characterized by an intense activity for the insurance and completion of TEMPO chronological series, series that start with the year 1990. The central database with TEMPO chronological series contains statistical indicators that cover all the areas of socio-economic life, presenting importance in the characterization of specifically phenomena from Romania. The information have monthly, quarterly, yearly or variable periodicity. The stocked data form chronological series, characterized by continuity and comparability in time, as coverage, methodology and representativity. At the end of 2008, TEMPO had 925 matrixes for 366 indicators, 98 more than in 2007, having 9.5 million values different from 0, with about un million values more as compared to the previous year. The areas: information technology, workforce, international trade, education, transports, tourism, business statistics, economical accounts in agriculture, environment were completed with new matrixes, of which 12 contain detailed information until locality level. The tourism represented an area, whose activity was focused mainly, as a consequence of the multiple data requests: for the years 2005-2007 data series vary detailed at locality level. In the same time, the activities of data series completion continued with information for variable periods, between 1996 and 2007, for the areas: education, workforce, agriculture, industry, households, and transports.



The passing to NACE Rev.2 was reflected also in the structure of the TEMPO database structure, by the creation of specifically nomenclatures, as well as matrixes that will ensure the continuity and coherence of the stocked information.

3.2.2 The database with the yearly financial situations and the semi-annual reports

The database comprises information from the economic operators' balance sheets and is used , together with the **database of the active economic agents**, for the correlation of statistical indicators with the economic-financial from the semi-annual and yearly situations of the economic operators. It contains information referring to the economic operators, the credit and insurance institutions, the legal persons without patrimonial purpose, the capital market, the execution of other budgetary funds.

The undertaking from the Ministry of Economy and Finance and the data processing corresponding to the year 2007 and to the first semester of 2008 was done in a much shorter time and about 2 months advance as compared to the previous years, so to ensure, in appropriate time, the informational support necessary to finalize the results of certain statistical surveys made by NIS.

3.2.3 The foreign trade database

Starting with 2007, the structure of the information from the foreign trade database reflects the major changes in their collection: import-export data undertook monthly from the Customs National Authority, after the conversion in compatible form in NIS system, are reunited with data collected in the INTRASTAT system, thus constitute an unitary database. The database offers monthly data regarding the external trade, detailed quantitatively and on values on goods, at 8 figures level from the Combined Nomenclature, on countries of origin/expedition, on transport ways and custom regimes.

In this area, NIS disposes of the most complex database, in what concerns the content and the year series (1986-2008), this being used for the compiling of publications specific to the domain, as well as for solving a special number of data requests.



Statistical standardisation

3

During 2007, about 2000 requests were honored with import and/or export data, representing requests for more than 28.000 positions from the Combined Nomenclature and about 130 requests representing foreign trade information-aggregate or in goods' structure-with different states or economic or zonal groups of states.

The main activities carried out in 2008 were:

- The compiling of specific informatic programs for the extraction of information necessary for the honoring the collaboration conventions in the area of foreign trade, with different central institutions or ministries;
- Specific data processing, of big volumes, requested by ministries in order to correlate them with the information transmitted to European Commission;
- Complex data processing , in order to utilize them within the Phare programmes;
- The constitution of data files in GESMES form, established by DocMeth 400-Rev.17, for monthly transmission at Eurostat;
- The adaptation and exploitation of the programmes of interrogation the database in order to compile the foreign trade bulletin, the monthly press releases of foreign trade, the press conferences of NIS's management, the questionnaires transmitted to Eurostat and other international bodies;
- The redrafting of informatic programmes of obtaining the tables for *Foreign Trade yearbook*.

3.2.4 The database regarding the consumer prices indexes (CPI)

It contains data series of CPI, starting with October 1990 until present-for the monthly indicators, and the yearly indicators can be found starting with 1990. The update of standardised CPI informatic application was done monthly and yearly respectively and is used in the current dissemination activity.



3.2.5 The database regarding the physical industrial production (PIP)

It contains information concerning the values and quantity of production, deliveries, the internal productive consumption and the stocks at the beginning and end of period, as well as the total value of deliveries, on the main products researched. The data analysis and the compilation of informatic programmes necessary for the confidentiality of monthly, quarterly, semi-annual, yearly and on cumulated period's data represented priorities in the activity. The consequence of the change in the information status, beginning with the yearly data 2007, in confidential and not confidential, was the redrafting of the informatic application so to allow the differenced extraction of data, according to their status. The data extraction application regarding the unconfident data of physical industrial production was put at the disposal of the dissemination activity and uses the database updated monthly.



3.2.6 The metadata database

The subcomponent *The creation of methodological metadata* is a part of the H component-*The improvement of the access to the statistical information* of the Phare National 2005 Programme. Starting with the end of the year 2007 band during 2008 all the steps of drafting a database with that content: the analysis of the existing situation, the establishment of the objectives, the collection and analysis of information, the collaboration for the effective building of the database by the designer, the processing of information, in order to make an unitary6 structure. The specific activities for this project were carried out in a sustained manner, regularly, the documents presented by the designer were analysed carefully and solutions were proposed in order to solve the problems issued. In a first phase, information for more than 120 statistical activities, for about 300 indicators and terms were collected and about 120 specific nomenclatures were built. All information were prepared in the standard form necessary for the loading in the metadata database.

4 Information technology



A quality statistical production can't be achieved without the important contribution of the information technology departments.

From the achievements of 2008 in the area of IT, the following can be highlighted:

- The drafting/redrafting of informatic application regarding the data processing for the surveys within the statistical system and the granting of technical assistance to their users.
- The compilation of the EXCEL electronic questionnaires regarding the data collection for all statistical surveys in the area of education and of automatic procedures for loading the information in the data files at the level of County Statistical Directorates (CSD) and their publication on the NIS site. The extension of the use of EXCEL questionnaires for data collection for 23 statistical surveys: 5 surveys within transport statistics, 2 surveys within the market of workforce statistics, 4 surveys within the education statistics, 12 surveys within the teaching statistics.
- The drafting of the web collection and validation application for the statistical survey "Short term indicators-NACE Rev.2".
- The participation in the implementation of the IT solutions achieved by the Phare Economic 2005 Programme.
- The participation within the Phare Social 2005 Programme, together with external specialists, on the testing and implementation of data collection application, using the **CAPI** method. The application was tested also in field for the AMIGO survey, the test being in three counties (Brasov, Dolj and Prahova) with 15 laptops.
- The achievement of recodification procedures for the passing to NACE Rev.2 and the drafting of statistical reports in the new codification.
- The transformation of the Combined Nomenclature used by the Intrastat system for the implementation of **CN Search**-system of searching the goods in the nomenclature, provided by Eurostat. The implementation of additional validation rules, using **XT-NET**, system of validation of foreign trade data provided by Eurostat.
- The participation at the local elections in June; the achievement of procedures for the construction of nomenclatures and candidates lists; the achievement of personalisation procedure of the protocols from the voting sections used in the election process for scanning.

Also in 2008 **the difficulties encountered** are linked to the staff fluctuation and the qualified staff absence, which put us in the situation to make special efforts in order to respect the paperwork's deadlines. The elaboration, together with the National Center for Training in Statistics (NCTS), of a procedure of participation to training, addressed to the new employees. To establish a number of courses that cover all areas and the new employees to participate immediately after employment at the courses, in order to be better and more efficiently integrated in their collectives.

Concerning **the administration of the statistical informatic system** and the **system engineering**, during 2008, the perfection and improvement of IT infrastructure for the achievement of official statistics in Romania, was followed to sustain, in upper conditions of quality and operativity, the statistical works and surveys within NIS. Thus, a feasibility study was done, which included a project of rehabilitation of IT network from NIS, in order to improve its quality and performances. This will be materialized by the implementation of the structured transmission data/voice cabling network, reconfigured soft and hard, with the condition of the urgent inclusion in the NIS budget of funds necessary to the achievement of a performant IT network.

The IT support in the acquisition, installation, configuration and maintenance of the following components: stocking system in order to extend the stocking capacity of information processed by the e-mail system and by the central databases, 50 multifunctional copiers (A3/A4 printer, xerox, scanner, SAS licenses, Kofax licenses, integrated system of accounting and human and material resources administration, BitDefender antivirus maintenance, service for the WAN network maintenance, service for the copiers and the printers from the central headquarters, the development of the processing and the stocking capacity at central level, by buying 4 servers (64 bytes) and at territorial level by the acquisition of an area server controller for each regional and county statistical direction.

The IT staff of the NIS ensured, in good conditions, the technical informatic assistance of the Central Election Office for the Elections for central government administration in June, as well as for the Elections for Senate and the Chamber of Deputies from November 2008.



In July 2008, the increase to 5 Mb. of the VPN communication channels between the county directions and the central headquarters of NIS was done, these being ensured by the Service of Special Telecommunications, a fact that led to the increase of the speed access to Internet, as well as in the WAN, thus ensuring better conditions for the counties applications in the WAN network.

In July, the e-mail system Microsoft Exchange Cluster 2007 was implemented in the central headquarters, achieving the passing of the entire national statistical informatic system to a native Active Directory Domain, based on Windows Server 2003, installed on the new server bought.

The specialty direction within NIS ensured, during 2008, the transmission to Eurostat by the e-DAMIS system (Ewa-application +Ewp-portal) of statistical data, at the foreseen deadlines. Also, the technical assistance for the new way of data transmission to Eurostat, by portal, was ensured with the help of Web forms (Ewf). In this way, from all EU Member States, Romania registered, at the end of 2008, one of the highest rates of increase in the number of the statistical data sets transmitted to Eurostat. In the same time, Romania has a percentage of covering the single point of data collection at Eurostat and is situated between the first three Member States of European Union, ranking first in the last quarter of 2008. Also, Romania (by the Local Coordinator within NIS) was pilot country at the new version from October 2008 of the Ewa 27.2 application, thus having a major contribution in the improvement of the e-DAMIS system.

We participated at the pilot project initiated by Eurostat regarding the transmission of demographic questionnaire, having the statistical data in SDMX form at Eurostat, as well as the courses regarding SDMX.

The technical specifications for the tasks papers, in order to buy NIS's IT components from budgetary funds, as well as for accessing the structural funds, starting with 2009, were carried out. Also, we participated in the assessment commissions within the calls for proposal of IT components (hardware and software) for NIS, as well as in the assessment commissions of offers for the Phare 2006 Programme.

The technical conditions of functioning for the web applications with massive traffic, e.g. <http://www.intrastat.ro> and the main NIS site <http://www.insse.ro>. were ensured. Generally, their availability during the whole year can be deemed to 97%, the problems issued being solved in the shortest time possible. Also, the access to the NIS central site was improved by the disponibilisation of another complementary server, in order to mute on this the region sites, to avoid the frequent blockages of the NIS site server.

In NIS was cabled a separate network for the 6 IPTV access posts in the STS network and the reception equipments were installed and configured.

The technical conditions necessary for the good functioning of LAN and WAN networks and all IT equipments within NIS (servers, working stations, peripheral equipments, infrastructure and network components) were ensured.


The operation of switching the PCs surpassed functionally, bought in 2000 through a Phare project, with new PCs that present functional features of last generation, bought at the end of 2007.

The technical assistance for IT equipments and conference equipments (audio and video) used within the scientific seminars, postgraduate ELAD courses for the NIS management, training courses organised by NCTS, conferences and meetings organised in NIS or in territory was ensured.

During 2008, the help desk service received 1833 intervention requests from the behalf of the staff within the central headquarters of NIS.

Following the 1833 intervention requests, the help desk service registered 3348 interventions from the behalf of 17 persons (196.94 interventions/person) within the speciality direction that led to the solving of 1819 requests, by hardware intervention and by externalization.

970 software interventions and 998 hardware interventions were registered and took place. The number of interventions made by externalization in 2008 was of 780. During 2008, 260 PCs were replaced and 67 PCs were added to the ones already existing in NIS.



In 2008, a year after Romania's integration in the EU, the following achievements can be highlighted:

❖ Meetings and dossiers at the Working Party "Statistics" of the EU's Council

NIS, through its representatives, participated actively at all the meetings of the Working Party Statistics of the European Union.

During the **Slovenian Presidency** (1st January 2008-30 June 2008) the debates of the nine reunions took place on the following dossiers:

- Proposal of Regulation of the European Parliament and of the Council regarding the Community **statistics concerning the foreign trade** with the non-member states and repealing the Council Regulation (EC) No. 1172/95 (**EXTRASTAT**);
- Proposal of Regulation of the European Parliament and of the Council regarding the Community statistics concerning **the public health and the health and safety at work**;
- Proposal of Regulation of the European Parliament and of the Council regarding the statistics of **plant production products**;
- The Council Regulation of implementation of Regulation no. 1177/2003 of European Parliament and Council of 16 June 2003 regarding the Community statistics concerning **the incomes and the living conditions (EU-SILC)**;
- Proposal of Regulation of the European Parliament and of the Council regarding the **European statistics**;
- The adaptation of legal basis instruments in the area of statistics to the **new procedure of reglementation with scrutiny**;
- Proposal of Regulation of the European Parliament and of the Council regarding the modification of the (EC) Regulation no.638/2004 regarding the Community statistics concerning the **foreign trade with goods between the Member States (INTRASTAT)**.

During the **French Presidency** (1st July 2008-31 December 2008), the representatives of NIS took part

at all the meetings of the Working Party Statistics, at which the following dossiers were debated:

- Proposal of Regulation of the European Parliament and of the Council regarding the **statistics of crop production**;
- Proposal of Regulation of the European Parliament and of the Council regarding the modification of the (EC) Regulation no.638/2004 regarding the Community statistics concerning **the foreign trade with goods between the Member States (INTRASTAT)**;
- Proposal of Regulation of the European Parliament and of the Council regarding the Community statistics concerning the **foreign trade with the non-member states** and repealing the Council Regulation (EC) No. 1172/95 (**EXTRASTAT**);
- Proposal of Regulation of the European Parliament and of the Council regarding the **European statistics**;
- Recommendation of the Central European Bank for a Regulation of the Council that modifies the (EC) Regulation No.2533/98 of 23 November 1998 regarding the **collection of statistical information by the European Central Bank**;
- Proposal of Regulation of the European Parliament and of the Council regarding the modification of Regulation no.808/2004 concerning the **statistics of information society**.

The Romanian statistics undertook regulations in the area of statistics adopted in 2008, their list being in the *Annex no.3*.

❖ Participations of NIS at seminars, working groups, international conferences

During 2008, over 250 persons took part at 220 actions, from which 144 actions were sustained by Phare Multibeneficiary funds, 46 actions sustained by NIS funds and/or other funds, traineeships at Eurostat and 10 actions carried out by the **Phare National External financing programmes**.

In 2008, 10 Grants were finalized:




The Conjuncture Surveys (April 2008) and the Collection of data regarding the business demography (May 2008), the Structural Survey in Agriculture, the Improvement of statistical processes and production quality, the European System of Integrated Statistics regarding the social protection: pilot data collection regarding the net social aids, the Intrastat simplification, National and regional accounts-project 1 and project 2, the European system regarding the modules of the survey concerning the social statistics(EHS), Environment accounts, the XT-NET Implementation in the Member States.

During 2008, other 20 Grants were implemented, as following:

1. *The conjuncture surveys*, having as unfolding period May 2008-April 2009.
2. *The Implementation of pilot studies for FATS-action 1*, having as unfolding period 01.09.2007-30.04.2010.
3. *The Implementation of pilot studies for FATS-action 2*, having as unfolding period 01.09.2007-30.04.2010.
4. *The survey regarding the incomes and the living conditions-EU-SILC 2008*, having as unfolding period 01.09.2007-30.11.2010.
5. *The Statistics of Romanian subsidiaries outward-FATS outward*, having as unfolding period 03.09.2007-03.05.2010.
6. *The implementation of NACE Rev.2 in the short-term statistics*, having as unfolding period 04.09.2007-04.09.2009.
7. *Support of double reporting and retrospective analysis of chronological series for NACE Rev.2 in the structural business statistics and in the statistics regarding the subsidiaries of foreign companies on the national territory*, having as unfolding period 05.09.2007-05.09.2009.
8. *The ad-hoc module of the labour force survey regarding the migrants' situation and their descendants on the work market*, having as unfolding period 01.10.2007-31.03.2009.
9. *The pilot survey regarding the use of fertilizers*, having as unfolding period 15.11.2007-15.12.2008; it was prolonged until 30.04.2009.
10. *The implementation of system of health accounts*, having as unfolding period 01.01.2008-31.12.2008; it was prolonged until 30.06.2009.
11. *The implementation of NACE Rev.2 in the statistics of the labour market*, having as unfolding period 01.01.2008-31.08.2009.
12. *The strengthening of the data collection methodology regarding the occupational diseases*, having as unfolding period 02.01.2008-01.07.2009.
13. *The improvement of the national accounts quality*, having as unfolding period 01.07.2008-30.06.2009.
14. *Pilot studies regarding the estimation of the water volume used for irrigations*, having as unfolding period 01.07.2008-31.12.2009.
15. *Study on the habitations occupied by the owners within the harmonized index of consumer prices*, having as unfolding period 29.07.2008-31.12.2009.
16. *The support of statistics regarding the road traffic*, having as unfolding period 01.09.2008-30.06.2009.
17. *The harmonized index of consumer prices at constant ratios of taxation*, having as unfolding period 17.09.2008-17.07.2009.
18. *The collection of data regarding the business demography*, having as unfolding period 01.09.2008-31.05.2009.
19. *The survey regarding the incomes and the living conditions-EU-SILC 2009*, having as unfolding period 01.09.2008-30.11.2011.
20. *Support for the elaboration of indicator sets in order to monitor the sustainable development strategies*, having as unfolding period 09.09.2008-08.09.2010.

During 2008, NIS applied for 11 Grants, of which 9 were already signed, as following:

- *Community subventions for the support of users of European statistics 2008-2009*; it was applied in April 2008-signed in September 2008.
- *The Intrastat simplification*; it was applied in April 2008-signed in October 2008.
- *The XT-NET implementation in the Member States 2008*; it was applied in June 2008-signed in November 2008.
- *LFS 2009-the ad-hoc module regarding the integration of young people on the work market*; it was applied in June 2008-signed in December 2008.
- *ICT in households*; it was applied in June 2008-signed in December 2008.
- *ICT in enterprises and e-commerce*; it was applied in August 2008-signed in December 2008.
- *Statistics regarding the economic activity of businesses*; it was applied in August 2008-signed in December 2008.
- *The business statistical register*; it was applied in August 2008-signed in December 2008.



- *The improvement of data quality regarding health; it was applied in September 2008-signed in December 2008.*
- *The implementation of the Commission Regulation No. 1334/2007 of 14th November 2007; it was applied in August 2008.*
- *The project of the network of European Statistical System regarding the development of culture statistics; it was applied in October 2008.*
- *Support for the projection of indicators of monitor the objectives from the national strategy for sustainable development.*

During 2008, NIS implemented "DATA COLLECTION"-type PROJECTS, carried out by Phare Horizontal Programmes

Within the Phare Multibeneficiary-2005 Programme:

- The improvement of coverage, availability and quality of national accounts
- The Power Purchasing Parity
- Innovation statistics
- Statistics regarding the career of doctorate holders
- Business register: the new acquis
- The ICT survey: expenditures and investments
- The ICT survey in businesses
- The ICT survey in households and natural persons
- AMIGO-the ad-hoc module: work accidents and health problems
- The improvement of statistics regarding the vineyard
- The subsistence and half-subsistence farms (1)
- The subsistence and half-subsistence farms (2)
- Urban Audit
- The improvement of life quality in the rural areas
- Environment indicators: pesticides
- The dissemination of European statistics

The Multibeneficiary Programme of Cooperation in Statistics 2006 has the following 14 projects in progress:

- The elaboration and improvement of the inventories regarding the national gross income;
- The purchasing power parity;
- Foreign trade statistics;
- The business statistics register: support for the new acquis;
- The statistical survey regarding the coverage/use of fields in Romania, using the teledetection techniques in 2008;
- The georeferencing of the agricultural exploitations;
- Project regarding the environment accounts, the environment industry-the sector of environment goods and services;
- The statistics of transports;
- The survey regarding the individuals, the households and the information society;
- The survey regarding the enterprises and the information society;
- The survey regarding the expenditures and the investments for the information and communication technology;
- The dissemination of statistics-support for the users of European statistics;
- Statistics of tourism;
- The elaboration of the methodology regarding the real estate (residential) sector in Romania.

During 2008, NIS carried out actions by Phare National programmes, as follows:

Phare National 2005

- **The project "The development of social statistics"**, implemented by a contract concluded with the Consortium led by Statistics Sweden, was finalized.



European Integration and International Cooperation

5

The four components of the project were:

- *The Survey on the Education of Adults (SEA)* whose main objective was the development of the best solution of measuring the adult population's participation from Romania at the education activities;
 - *The Survey on Health by Interview (EHIS)* within which a survey was drafted and implemented, according to the Eurostat methodology. This survey provides statistical data that are not available from other sources;
 - *The development and improvement of social protection statistics (ESSPROS)*, that had as main objective the completion of the coverage of statistics with the most adequate data sources, for the information that is missing partly or totally;
 - *System of automatic data collection (CAPI)*, through which a system of automatic data collection was developed and implemented for the surveys by interview.
- **The project "The development of economic statistics"** is implemented by a contract concluded with the Consortium led by ICON Institute. The project is in progress and has eight components:
 - The development of agricultural statistics;
 - Short-term statistics regarding the prices of services;
 - Assessment methods for the measuring of informal sector;
 - The seasonal adjustment of quarterly national accounts/Flash indicators (rapids)/the institutional sectors;
 - The improvement and harmonization of integrated statistical data regarding the environment;
 - The improvement of business statistics;
 - The development of regional statistical indicators;
 - The improvement of public access to the statistical data.

Phare National 2006 "The continuous development of the Romanian statistical system" will be implemented by a contract awarded to a consortium led by the ICON Institute.

This project has four components:

- *The improvement of the tourism statistics quality;*
- *The improvement and harmonization of forestry statistics;*
- *The achievement of a coherent and integrated system of use of administrative data sources in the Romanian statistics;*

- *The implementation of the Total Quality Management (TQM) in statistics.*

The Transition Facility

"Facility in order to develop the administrative capacity of cooperation and verification"-Statistics (the harmonization of the Romanian agricultural and environment statistics with the European norms and standards)

This project has three components:

- *The statistics of chemicals and dangerous substances;*
- *The environmental impact indicators;*
- *The statistical survey regarding the use of pesticides (plant protection products) on the market.*

The activity of data transmission to international bodies and organizations concretized in an inventory of indicators regarding Romania, existent in the main publications and in their databases.

Most data were communicated to **Eurostat via e-DAMIS**, mainly the ones with yearly periodicity-460 of a total of **745 transmissions**.

Questionnaires were also transmitted to over **22 international bodies** (Eurostat, UNO, OECD, UNESCO, UNCTAD, World Bank, BERD, IMF, FAO, WHO, etc.) as well as to other ministries and Romanian institutions, their periodicity being yearly.





Assuring a durable base of statistical data development supposes the existence of adequate human resources, both from number viewpoint and especially from qualitative viewpoint.

6.1. Structure of NIS staff

In 2008, according to Government Decision no. 1317/2008 to change Government Decision no. 957/2005 regarding the organisation and functioning of the National Institute of Statistics, the institution benefitted of staff supplementation with 10 positions. They were created to face the major objectives and tasks to elaborate and report statistical data on government finance to the European Commission, of a higher volume of statistical data of higher difficulty and complexity. Thus, data comparability is assured concerning the economy of the other European Union Member States as well as production of qualitative statistical data and at stipulated deadlines. At present, maximum number of state budget financed positions is 2.159, of which 673 in central body and 1.486 in statistical territorial units.

Of 2.159 maximum positions, 2.039 are occupied positions and 120 vacancies.

Table no. 5 - *Situation of state budget financed positions in 2008*

	Maximum no. of positions	No. of occupied positions	No. of vacancies
NIS-central body	673	594	79
RSD/CSD *	1,486	1,445	41
TOTAL	2,159	2,039	120

*RSD - Regional Statistical Directorates

*CSD - County Statistical Directorates

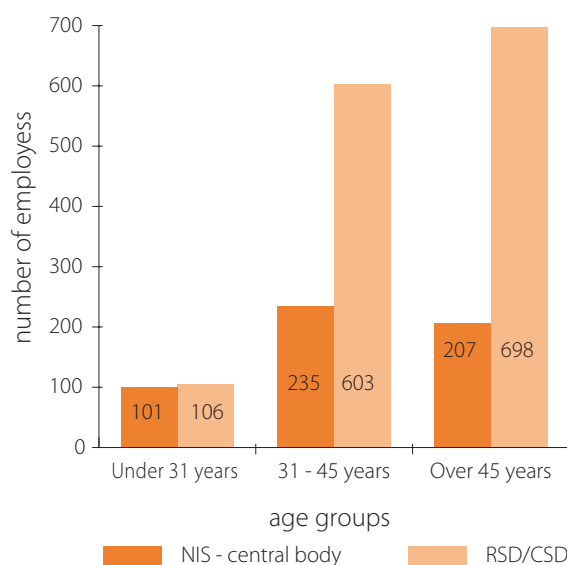
94% of employees in the statistical body are civil servants and about 6% are persons with labour contract.

Table no. 6 - *Breakdown of civil servants by gender*

	Central body	RSD/CSD	Total NIS
Occupied positions	543	1.407	1.950
Women	412	1.137	1.549
Men	131	270	401

Table no. 7 - *Breakdown of civil servants by age group*

	Under 31 years	31-45 years	Over 45 years
NIS-central body	101	235	207
RSD/CSD	106	603	698
TOTAL	207	838	905



The analysis of data presented above presents that civil servants under 31 years old, per total NIS, represent 10.6% of total employed civil servants. At level of central body, they represent 18.6% and at level of statistical territorial directions 7.5%. Civil servants aged 45 years and over are 46.4% at level of NIS (38.1% being at level of central body and 49.6% at level of statistical territorial directions).

About 74.2% of total civil servants represent higher education staff.

Table no. 8 - *Breakdown of civil servants, by level of education*

	High school	Higher education
NIS-central body	108	435
RSD/CSD	395	1012
TOTAL	503	1,447

Civil servants with leading positions represent 12.7% of total staff.

During 2008, there were organized:

- ❖ 12 competitions for 89 public vacant execution positions within NIS;
- ❖ 4 competitions for 6 public vacant leading positions in NIS;
- ❖ 1 competition for one public vacant temporary leading position in NIS;
- ❖ 9 competitions for 7 public vacant leading positions within statistical territorial directions;
- ❖ 4 competitions of class promotion for 21 civil servants employed in public lower level positions, who graduated a type of long term higher education in the specialty they carry their activity.

At the same time, there were obtained the approvals to organize other 4 competitions for 51 public vacant execution functions in NIS and the approval to organize the promotion examination in professional degree for 22 civil servants in NIS, these competitions took place during December 2008.

The competitions were organized to occupy 56 public execution vacant positions and one public vacant temporary position in NIS, as well as 7 public vacant leading positions within statistical territorial directions.

At the same time, those 14 competitions organized to occupy contract positions in NIS allowed to hire 16 employees with execution positions and one employee with leading position.

In comparison with those 82 employees left in 2007 from NIS central body, 56 employees left during 2008, of which 47 persons occupied public positions.

Only 7 persons were retired, the rest of those left by transfer or parts agreement, invoking personal reasons.

In order to recruit the staff, in April and November 2008, NIS participated in 3 job fairs, also assuring the materials necessary to put forth the vacancies, the specific of career in the public position and the institute activity.

During 2008, the administration and publication of the new wealth and interests declarations were assured for the civil servants in the whole statistical body, as well as their permanent update. They were also sent in copy to the National Agency for Integrity and NIS site was updated.

New IC were issued for the staff of NIS and in the statistical territorial directions empowered to register violations and sanctions.

In order to draw over and keep the young skilled graduates in the institute, two types of questionnaires were issued in order to identify the problems faced both by the beginners and by newly employed staff.

Following the analysis of the responses, a popularization was initiated, both for the structure of the probation programs, and the role of trainers for beginner civil servants, according to the legislation in force, as well as the necessity and the development of mentor activity for newly employed skilled staff within the institute.

Table no. 9 - *Staff fluctuation*

	- number of persons -	
	2008	2007
Total staff , of which:	2,039	2,024
- hiring	144	277
- leaving	125	191

6 Human resources



Out of total persons left in 2008, per total statistical body, 79 persons left from other reasons than retirement.

NIS organizational structure is presented in *Annex no. 4*.

6.2. Staff remuneration



Out of total 2.159 positions, public positions amount to 2.049, of which 608 in NIS central body and 1.437 in statistical territorial units; 114 are contract positions (65 in NIS central body and 49 in statistical territorial units).

According to the regulations in force, two salary increases were registered in 2008, namely: 4.5% on April 1, 2008 and 5.5% on October 1, 2008.

In 2008, in the statistical system, gross average earning was 2.551 lei, respectively in central body 2.759 lei and in statistical territorial units 2.345 lei.

The difference between gross average salary in NIS central body and statistical territorial units is determined by high school education staff hired in statistical territorial units which has a higher weight (30.0%) as against high school education staff hired in central body (19.0%). At remuneration level in statistical body it is very difficult to recruit higher education staff, especially in territorial units where job supply is minimum, that is why, in order to have a good development of statistical activity, we appeal to high school education staff, this staff not being required by other institutions and/or private sector.



NIS also faced in 2008 with a severe lack of staff as against the approved staff scheme. Staff deficit becomes more severe in highly specialized fields, such as information technology, mathematical statistics and macro economy. This situation is determined on one side, by unattractive salaries in the statistical system and on the other side, by the legislation in force regarding the organization of competitions to occupy the vacancies.





Perfection and professional competence

7



In order to develop and improve the statistics in the future, closely correlated with the European Union norms and standards and to improve the statistical methods and procedures meant to lead to an efficient and complex use of statistical tools, the National Institute of Statistics had the task to assure skilled human resources, to contribute to the sustainable development of the National Statistical System in according with the evolution of European Statistical System.

The integration of NIS staff in professional training processes, continuous education to face actual and future challenges, constituted in 2008 a priority of the institute, this being assured by the yearly Program of professional training.

The yearly Program of professional training of the staff for 2008 was elaborated following a process of individual performances evaluation in 2007 and based on the offer of the National Center for Training in Statistics, taking into account the training needs expressed by the National Institute of Statistics.

The professional training program for the staff in the official statistics system focused in 2008 on some general objectives, namely:

- Development of fundamental competences of statisticians: adaptability, polyvalence, communication capacity, initiative, responsibility;
- Formation of practical abilities: applied informatics in statistics, data analysis, and presentation of results.

This program was elaborated based on professional training needs, expressed by general directions/directions within official statistical system.

Therefore, in 2008, 1.070 civil servants from official statistical system took part in and graduated 89 training programs organized by the National Center for Training in Statistics.

13 courses with 190 participants were organized for the central body, while 76 courses with 880 participants were organized for territorial statistical directions. In order to improve the training process, those 13 courses for NIS central body were evaluated by participants through an evaluation questionnaire.

Out of them, 6 courses obtained 100% very well for all those 7 evaluation criteria and 5 courses obtained 100% very good for 6 evaluation criteria. The main issue during continuous training courses was to ask the higher chiefs to take out some participants in the training course, in order to solve daily tasks. Therefore, it was introduced the compulsoriness of a presence of at least 70% of the course duration.

As novelty, in 2008, 13 civil servants took part in 2 courses organized by the National Institute of Statistics.

At the same time in 2008, 43 civil servants from official statistics system were registered in the post-university specialized courses "*Data elaboration and administration for business management*", organized by the Academy of Economic Studies Bucharest.

Within the pluriannual Program of French language training (2007-2009), meant for Romanian civil servants, five series of French language courses were organized in collaboration with the French Institute in Bucharest, in which took part 61 civil servants.

At the same time, 21 employees took part in international courses and seminars, while 20 employees took part in the stages organized by Eurostat.



22 national seminars "*Octav Onicescu*" were organized.

8.1. Activity of professional training

The National Center for Training in Statistics (NCTS), under the subordination of the National Institute of Statistics, is a public institution with legal status, integrally financed from own income, assuring continuous professional training for the staff in the official statistics offices.



The program of professional training for 2008 included three categories of courses:

1. Courses addressed the firms and the public „Development of statistical culture through one day courses”.
2. Courses addressed the civil servants from NIS and general government.
3. Courses addressed the civil servants from statistical regional/county direction.

The courses in the first category aimed at promoting the statistical culture in Romanian society. The offer of courses presented on the NCTS site includes 16 courses organized both at NIS headquarters and at the premises of the firms or in the county residences.

INTRASTAT course enjoyed a special success, lasting one day and being addressed the firms of international trade. Thus in 2008, 12 courses were organized with 175 participants.

The courses in the second category aimed at professional training of NIS civil servants and from other central bodies. These courses were developed based on a contract between the National Centre for Training in Statistics and the National Institute of Statistics, in the limit of budgetary funds allocated to the NIS for professional training of civil servants. At the same time, this category also includes the SPSS course organized for the statistical team from the National Bank of Romania.

The courses in the third category aimed at professional training of civil servants from statistical territorial directions. With the help of statistical territorial directions and NIS experts, 56 courses were organized in which took part 1.340 civil servants.

Statistically, the following table presents these courses:

Table no. 10

Financing source	Category of course	No. of course	No. of participants
NIS budget	Courses for NIS civil servants	16	310
NIS budget	Courses for civil servants from RSD/CSD	56	1,380
For a fee	Courses for firms and public	12	175
For a fee	SPSS course for National Bank of Romania	1	15
For a fee	SAS course for BRD	1	15
For a fee	International course of classifications	2	36
For a fee	International course on international trade statistics	1	18



Gheorghe Mihoc



Dimitrie Gusti



Octav Onicescu



Grigore Moisil

The programs on professional perfection relied on the NCTS offer, improved with the proposals of the directions in the central body and from statistical territorial units.

The topics included the methodologies used in the community statistics, The code of practices of European statistics, measuring and evaluation of statistical data quality, communication and internal audit, applied informatics in statistics, statistical analysis, statistical data bases, business statistics, macroeconomic statistics.

The improvement process was assured by 70 trainers, of which 40 were directors or deputy directors. In order to stimulate the exchange of experience between statistical territorial directions, each course had a trainer, usually from regional or county direction which proposed the course, and an assistant from other regional or county direction.

The following objectives were reached owing to these courses:

- Total harmonization of national statistics with the European Statistical System;
- Continuation of integration process of national statistical providing and supplying Eurostat databases as well as other specialized institutions of international organizations (UNO, ILO, FAO, UNESCO, WHO, OECD, etc.);
- Assuring the quality and efficiency of statistical products and processes;
- Strengthening the role of NIS coordinator and support and rising the staff professional level within the National Statistical System;

- Creating a team of trainers specialized in statistical topics of great interest for the whole statistical body and for other institutions of general government or business field.

8.2. Carrying out scientific research projects

In February 2008, the National Center for Training in Statistics laid down the Report of Self-evaluation to confirm the capacity to develop scientific research activity to the Consulting College for Research-Development and Innovation.

The National Agency for Scientific Research, according to the Decision no.9725/25.08.2008, certified the National Center for Training in Statistics to develop research activity.

In this context, the National Center for Training in Statistics perfected the collaboration of 14 research projects within the National Program II also developing 6 technical assistance projects for national statistical offices from other countries (Albania, Kirghizstan, Ukraine, Uzbekistan, Turkey, and Turkmenistan).



9 Budgetary execution

During 2008, the specialized direction of NIS, as well as the departments corresponding to the territorial units accomplished the tasks regarding the activity objective, as follows:

- Monthly financing of NIS expenditure and territorial units was achieved;
- Payment of all current salary rights was assured, as well as, **supplementary**, those of previous periods earned through legal decisions or set up by normative documents issued during 2008;
- By proposals of transfer NIS budgetary credits and of subordinated units, until the end of the year the necessary funds were assured to purchase goods and services to carry out statistical surveys, as well as those to pay utilities and expenditure to maintain and repair administrative premises;
- Budget project for 2009 was set up as well as the proposals during 2010-2012;
- Quarterly financial situations were elaborated according to the assignments of the Ministry of Economy and Finances, at deadlines settled and of high quality;
- The approval for preventive financial control was granted for all the documents which need this approval and no cases of "visa refusal" were registered;
- The financing of actions was assured carried out by the National Institute of Statistics regarding local and parliamentary elections.

In 2008, in NIS and in the subordinated units, the integrated program of financial and human resources administration was implemented.

The activity of the National Institute of Statistics was financed from state budget funds, from own revenue from sale of statistical data and publications, as well as of services rendered by the *Conference Room*, no reimbursable external funds granted by Phare National program and various Grants.

The financing from the state budget was done based on the approved budget, fundamented and dimensioned in order to assure the carry out of the PSS for 2008 in good conditions, as well as the activities from local and parliamentary elections in which NIS took part.

Budgetary execution is detailed in the *Annex no. 5*.

Sales of statistical data and publications, in 2008 achieved income of 853.025 lei from internal and external beneficiaries, through the NIS departments "Activity of Romanian statistics information dissemination" and territorial statistical directions.

The services rendered, Activity "Conference room" obtained income amounting to 223.980 lei and allowed to let know NIS conference room in the circuit of spaces with this destination.



4th International Conference on Applied Statistics
Bucharest, November 20-22, 2008

© Copyright 2008, vitychirao. All rights reserved.

Investments, modernizations

10

In 2008, activity of **Investments, modernizations** was materialized by those over 42 procedures of public acquisitions: open auctions, demands supplies and negotiations regarding the contracting and monitoring the provision of services and execution of construction works and repairs, procedures which were organized over 20%, by online electronic means. Regarding the contracting and monitoring the services (30 of concluded contracts), acquisitions were done for:

- ❖ services of license maintenance KOFAX (752 thousand lei) and carry out and maintain *local networks*, in order to organize and develop *Local elections* (2.063.7 thousand lei) and *Parliamentary elections* (907.5 thousand lei);
- ❖ printing statistical publications and statistical tool over the capacity of own printing workshop, respectively *Romania Statistical Yearbook - 2007*;
- ❖ service of IT equipment printing machinery, motor park, technical installations from NIS building, as well as cleaning inside the NIS.

Regarding the acquisition of products (12 concluded contracts), we should mention IT consumables and subassemblies for *Local elections* (143.00 thousand lei); IT consumables and subassemblies for *Parliamentary elections* (385.4 thousand lei); 4 server 64 BITI (278.4 thousand lei), acquisition of a centralized storage system for servers (737.8 thousand lei), 41 servers LAN (707.9 thousand lei) and high capacity laser printing

line for CSD Bistrița (642.00 thousand lei), as well as printing consumables and office requisites.

In 2008, the following construction works were finalized:

- ❖ rehabilitation of electric installation on the first and third floor, ground floor 2, ground floor and basement I – NIS headquarters - 299 thousand lei;
- ❖ current repairs and modernizations for several headquarters of territorial directions, of which: Brașov (188 thousand lei), Tulcea (190 thousand lei), Vrancea (118 thousand lei), Bistrița-Năsăud (110 thousand lei), Teleorman (104 thousand lei) and Arad (60 thousand lei).

At the same time, technical assistance was provided to organize and develop the activity of public acquisitions and technical approval of public acquisitions procedures within statistical territorial directions.

The National Authority for Regulation and Monitoring the Public Acquisitions was informed about the results of public acquisitions activity, according to legal regulations in force, reporting online, and the Unit for Control and Checking the Public Acquisitions within the Ministry of Economy and Finances was informed about ex-ante control and monitoring according to legal regulations in force.

Internal audit

11

In 2008, audit activity was carried out according to the Annual Plan approved by NIS President, audit missions being developed in two main directions:

- increase in the weight of audit activity for statistical surveys and external no reimbursable funds;
- continuation of audit missions for functional activities and territorial statistical directions.

At the same time, we mention the intensive and efficient participation in the Twinning Project – *Strengthening of internal public audit*, organized by the Central Unit to Harmonize Internal Public Audit within the Ministry of Economy and Finances, as well as elaboration of Practical Guide regarding the development of internal audit mission to calculate the Gross National Income.

12 Publishing House „Romanian Statistical Review”



Publishing House „Romanian Statistical Review”, public institution with legal entity, totally financed from own income, functions based on the Government Ordinance no.9/1992 regarding the organization of official statistics, republished with later modifications and completions and Government Decision no.957/2005 regarding the NIS organization and functioning.

In 2008, the editorial plan stipulated and achieved a *monthly periodicity* of Romanian Statistical Review. In order to turn into account the national scientific communications at international level, all the published articles were translated into English.

Own site was improved www.revistadestatistica.ro.

At the same time, the steps to include the Review into the database of the Institute for Information Science, USA (ISI – Thomson) were continued as well as in other international databases, this process being carried out by mail.

In order to enhance the international visibility, the collaboration and promotion actions were continued in the editorial and scientific field with education and research institutions from France, Germany, Greece, Republic of Moldova, Hungary, as well as with Eurostat experts who visited Romania and the National Institute of Statistics where they took part in profile international sessions, some of their communications being included in the „Romanian Statistical Review”.

During 2008, posters were elaborated consulting the artists in order to promote the image and let know the publications issued by the NIS.

At the same time, the publishing house took part in the printing of five volumes issued by the NIS and other NIS collaborators, as follows: *Knowing Romania, Member of the European Union; Priorities of statistics one year after Romania accession to the European Union* (CD); *Projection of Romania population at territorial level until 2050; Particularities of population demographic evolution at rural level and the 4th International Conference on Applied Statistics* (CD).

In 2008, the publishing house provided the broadcast, by means of subscriptions and sale in the Bookshop „Ion Ionescu de la Brad”, about 18 thousand copies of NIS publications.





In 2008, for the actions introduced by the institute employees and of statistical territorial directions (having as object to amount to contract and public functions, payment of holiday bonuses and stability increase for periods when these rights were suspended by successive normative documents, payment of lunch tickets equivalent value and position supplement and, respectively, of salary stage), NIS specialized office dealt with the elaboration of legal documents necessary at court for NIS and statistical territorial directions.

In case of legal actions already finalized by court of law final decision (for actions judged by common right court of law) or by final and irrevocable decision (for actions in contentious administrative matters), NIS specialized office was concerned to centralize, check and send them to those departments in the institution whose responsibility enters the proposal of measures necessary for the accomplishment according to the stipulations of the Law no.110/2007 for the modification and completion of Government Ordinance no.22/2002 regarding the accomplishment of payment obligations of public institutions.

We participated in the elaboration of projects for normative documents (laws, Government ordinances and decisions, orders from the NIS President which are published in the Official Journal of Romania, Part I) initiated by NIS during 2008, also pursuing the process of their approval, if necessary.

To facilitate the practical activity in case of contraventions, a set of instructions was set up to ascertain the contraventions and to apply to sanctions stipulated by the Government Ordinance no.9/1992, republished, with later modifications and completions and by the Law no.422/2006.

Current activity should be neglected, namely to approve administrative documents (contracts of public acquisitions, individual labour contracts, internal orders issued by NIS President, etc.).



14.1. Main achievements during 2008

The activity of statistical territorial directions in 2008 was materialized in several actions and measures to improve the data collection from economic operators, corresponding processing of information and dissemination of statistical surveys results, according to the users needs and population expectations. All the steps aimed at achieving at deadline and under highly qualitative conditions the surveys included in the **Program of Statistical Surveys 2008**. In this context, the papers in the graph for 2008 were elaborated at deadline, their quality and integrality being higher than previous year, so that this side of activity should be done under adequate conditions. A special attention was paid to total and permanent control of statistical data, regarding comprehensive and quality, in each work stage.



In comparison with the previous periods, **rate of non-responses** diminished from economic operators, especially following the extension of information collection, on electronic support, for numerous statistical surveys (ex: Business structural statistics, short term indicators, Education statistics), as well as following the trainings of our institute experts with economic operators.

The **informatic system** „Civil status” was implemented, allowing to send electronically data from “Statistical bulletins on live births”, “Statistical bulletins on marriages” and “Statistical bulletins on deaths” and their direct inclusion in the monthly informatic program processing demographic

phenomena, as well as **application system** SIMAS, where all economic operators are pointed out by types of statistical survey. These informatic systems are to be extended in all the country, being actually implemented only in some regional statistical directions.

The **dissemination activity** had in view the timing and accuracy of responses at the users’ requirements of data, as well as improving and diversifying the types of statistical data dissemination. At the same time, the website of territorial statistical directions was improved and updated, both for regional and country statistics.

The collaboration relations with the **media** were intensified, practically representing a means of statistical information redissemination to the public at large. Interviews and yearly sending a huge number of press releases, regarding the activity fields of the country and region represented the main means of connection for our institution with the media representatives.

Concerning the **editorial activity**, besides „County monthly statistical bulletin” – publication carried out unitary and standard, territorial statistical directions elaborated since the beginning of 2008 numerous **synthesis and analysis publications**, by distinct statistical fields, such as: *periodicals* (Region/county statistical yearbook, breviaries, Region sanitary units activity, Region education, Gross Domestic Product, Results and performances of enterprises in the region, Evolution of main demographic phenomena in the county, Tourist activity in the county, Main economic and social indicators in the county, etc.), *study and analysis papers* – from own initiative or at request of local bodies, *brochures and banners*, to inform the public opinion about some distinct fields in the economic and social activity of the county and region.

Following a local initiative, RSD Calărași contributed to carry out the volume „*White chart of Prefect institution – Călărași county 2005-2008*”, issued on the occasion of 175 years anniversary of Călărași prefect institution.

Income from turning into account the publications or data provision exceeded those of the previous year.

Consumption of human resources was oriented 70-75% to collect, check, introduce on technical support and validate data for statistical surveys of the yearly program, carrying out huge and complex papers, such as: Structural survey in agriculture, Business structural surveys, Industrial products and services (PRODROM), Short term indicators (UNICA), INTRASTAT, Household labour force, Labour force cost, Family budget survey.

In 2008, it was stressed both revision of internal control procedures regarding human resources managements, and management strategy to identify actions and responsibilities for each hierarchical level.

The efficiency of statisticians' activity relies on continuous concern to **improve professional training**. Therefore, numerous employees graduated post university and master courses, taking also part in the courses „Code of European good practices" and „Code of statisticians behavior". Staff continuous perfection owing to yearly training programs determined the development of statistician fundamental competences, namely, aptitudes of statistical communication, polyvalence, initiative, responsibility.

Experts of territorial statistical directions provided technical support, in order to organize and develop activities for the results of **local elections** in June 2008, as well as of **parliamentary elections** in November 2008, pointing out huge effort, recognized professionalism and accuracy.



14.2. Relations with the county institutions

Collaboration to carry out some papers with the deconcentrated public services, especially the relations with the Prefect Office, County council, Town halls in the county, Direction for agriculture and rural development, school Inspectorate, Agency for environment protection, Direction of public health, General direction of public finances, Agency of regional development and other local units of general government were very good and natural, under the conditions when each part can be interested in developing an efficient activity, conceived only with the help of a strong cooperation.

Territorial statistical directions replied the requirements and informed concretely the local and county administration bodies, putting at their disposal **quarterly reports** which could be used as tool in own analyses, essential support to know economic, demographic, social fields, etc. At the same time, they took part in **working groups** constituted to elaborate a huge paper of synthesis, having as topics: County plan of social inclusion, Integrated plan of urban development of the municipality, Sustainable strategies of the municipality, Top of firms, etc.

Experts of territorial statistical directions also represented the institution in various **county commissions**, such as: Consulting council of Employment Agency, County commission against poverty and promotion of social inclusion, County commission in the field of equality of chances between women and men, Coordination committee to review the local plan of action for county environment, etc.

14.3. Promotion of official statistics image

In 2008, **promotion of official statistics image** remained priority, both taking part in various actions and events, such as: Tourism Fair of Romania, Region Day, Strategically concept of territorial development - Romania 2030, as well as presenting various materials promoting the official statistics image (brochures, banners), containing data at national, regional or county level, and periodical transmission of press releases.

14 Activity of territorial statistical directions

An important event of 2008 was the **149 years anniversary of official statistics** in Romania and the anniversary of **statistician day**, organizing the scientific symposium „*Priorities of Romanian statistics one year after the accession to the European Union*”, in July, in Neamt County, 125 guests taking part in this action.

Another problem is that **data quality** registered in some **statistical questionnaires**, in spite of the assistance provided by statistical staff to the persons empowered to fill in the forms at the unit level. Due to a severe control of reported data and correcting, by means of units, the qualitatively inadequate data, this failure was overcome.



Staff fluctuation is also registered in this chapter, mentioning that in 2008, although more staff was employed, this aspect was not registered in the activity of RSD/CSD, exceeding the deadline for huge volume and complex papers, taking into account that new employees did that paper for the first time, more and more overtime and considerable effort from experienced and seniority employees, to form and train the new employees.

14.4. Difficulties faced in 2008

The main difficulty, faced by territorial statistical directions during the whole year, was **to get data from some reporting units**. However, by supported efforts, it was succeeded to keep a high level of response, being registered few papers faced with refusals.

In case of **statistical surveys** carried out in **population households**, enumerators faced with more and more problems determined by lack of population information. Although in some situations, it was tried to overcome them elaborating some notice addresses for each respondent household, describing the objectives, legal status and survey importance, non-response rate was enough high, proving that it is imposed a popularity of surveys by media as well.

High degree of burdening the employees with papers in some periods of the year, very big dimension of some nomenclatures in comparison with human resources available was another problem faced by the RSD/CSD.

Numerous units per employee – taking into account this situation, time left to check the data quality sent to the reporting units significantly decreases, exponentially increasing the risk not to find out the reporting errors.

Difficulties to carry out **externalized surveys** are also determined by numerous surveys, overlapping the periods of achievement, recruiting enumerators due to the delayed payment.

Economic operators claim numerous statistical surveys to which they have to reply, as well as some indicators from various forms.

Relatively low level of staff **salary** represents a difficulty with influences over the labour force motivation.



Offices of Regional Statistical Directorates

In the perspective of 2009, territorial statistical directions proposed the following objectives:

- Keeping a high degree of response for all statistical surveys, obtaining numerous electronic questionnaires, improving the quality in statistics and using some adequate types of information dissemination at county and regional level;
- Continuation of the modernization of data collection system (online);
- Improving the data use and developing the possibilities to achieve estimations;
- Using actual information tools for data processing (special graph softs);
- Harmonization of statistical quality improving methods;
- More and more improving the use of administrative data sources;
- Development of electronic data exchange among territorial public institutions;
- Increasing the adequate response degree to statistical data users, focused on dissemination activity and new statistical publications elaboration;
- Continuation of the process to align to European standards in the field of official statistics and those recommended by specialized institutions of international bodies, involving in new surveys or statistical papers within external financing programs;
- Improving the information architecture in territorial statistical system, by permanent endowment with performing computing equipment.

15 Main NIS non-achievements in 2008

In 2008, NIS activity materialized both by notable achievements mentioned above and by non-achievements, whose solution constitutes NIS aim for 2009.

Main NIS actions unsolved in 2008 are the following:

- **Adoption of the Law regarding the organization and functioning of official statistics in Romania**

The project of the *Law regarding the organization and functioning of official statistics in Romania* was not approved in the Plenum of the Deputies Chamber in 2008.

Initiated in 2006, this law project faced with difficulties in the approval process, especially due to slow down the approval procedures by interested ministries.

It was also the rigid attitude of the National Bank regarding some aspects of this law project.

In 2008, the project of the *Law regarding the organization and functioning of official statistics in Romania* was approved in the plenum of the Senate, following to be debated in the plenum of the Deputies Chamber, decisional body in this respect.

Due to the changes at governmental level, having as object the electoral process taking place in November 2008, the project of the *Law regarding the organization and functioning of official statistics in Romania* was not yet debated in the plenum, although it is registered as priority on the agenda.

- **Finalizing the approval procedures of Annual Statistical Program (ASP) 2009**

Elaborated based on interinstitutional collaboration since the half of 2008, **Annual Statistical Program 2009** faced with difficulties in the approval process by interested institutions. During 2008, this document was not approved by all these institutions, although the program implementation is imperiously necessary, because statistical surveys for 2009 are elaborated based on the ASP 2009.

- **Approval of Multiannual National Statistical Program 2008-2013 by Government Decision**

Multiannual National Statistical Program also registered difficulties in the approval process by interested ministries. This procedure was delayed unjustifiably, certain ministries needing a longer time to consult and approve the program. The approval process is not ended, Ministry of Environment and Sustainability being central public institution which, from ungrounded reasons, delays to finalize the approval stage and adopt it by Government Decision.

- **Adoption of legal framework for the Population and Housing Census (PHC) 2011**

The development of the Population and Housing Census (PHC) 2011 represents a wide activity at national level. To carry out the census under good conditions, it was elaborated the project of Government Decision regarding the organization and development of the Population and Housing Census in 2011, which was not approved by the Central Commission and by the Government, although collateral activities involving the PHC 2011 are numerous and could not be delayed.



1. Renewal of legal framework of organization and functioning the official statistics in Romania

➤ Approving the project of the *Law regarding the organization and functioning the official statistics in Romania*

• Retrospective:

Organization and functioning of the official statistics in Romania relies at present on the Ordinance no.9/1992 with later modifications and completions.

• Motivation:

A new law of statistics is imposed, due to the need to readapt the legal framework to actual requirements and conditions of statistical information system development, in order to respond:

- Actual status of Romania as member state of European Union;
- Compliance with the Regulation of European Parliament and Council on European statistics, elaborated in 2008 and actually under final adoption stage;
- Capability of National Statistical System to meet the requirements of statistical information for all the categories of users;
- Relating all the producers of statistical data and information to an unitary system.

• Stage:

Project of the new law, after passing through all the approval stages, both at level of interested ministries, Government of Romania, Parliament specialized commission, was debated and approved in the Senate plenum and is to be examined in the plenum of Deputies Chamber.

• Solutions:

Programming the project discussion in urgency regime in the plenum of Deputies Chamber.



2. Project approval by Government Decision on Multiannual National Statistical Program (MSP) 2008-2013

• Retrospective:

Until 2008, the National Institute of Statistics functioned based on the Programs of Statistical Surveys approved by the Council of Statistical Activities Coordination (CSAC) and by Government Decisions. The Program of Statistical Surveys (PSS) represents legal framework by which the National Institute of Statistics, ministries and central institutions are authorized to collect, process, analyze, disseminate and stock official data, in order to provide information needed by internal users, as well as those coming from EU legislation and recommendations of other international organizations.

PSS usually included all statistical surveys broken down by statistical fields stipulated in the reference year. Structure of surveys included the following fields: economic statistics; agriculture statistics; forestry and environment statistics; business statistics; structural statistics; short term surveys; enterprises demography; industry statistics; energy, gas and water statistics; construction statistics; internal and international trade; services, tourism, hotels and restaurants statistics; transport; post and telecommunications; other services rendered to the population/ enterprises; research – development – innovation; social statistics; population and demography; living standard, labour force, social protection; education, culture, health; national accounts; price statistics. The program also included horizontal fields of statistics, such as: coordination of National Statistical System and territorial one; development of statistical system; dissemination of statistical information; international statistics; implementation of *acquis communautaire*; statistical standardization; administration of statistical registers and sampling base; sampling techniques, methods of imputation, redressing and extension of statistical surveys; databases administration; administration of classifications in the national economy and other classifications; statistical system quality; databases; statistical studies and analyses; research and development in official statistics; statistical publications; statistical papers and surveys of National Statistical System carried out by ministries and other public institutions; statistical papers and surveys financed from external funds.

16 Actual priority problems of the National Institute of Statistics and solutions

Number of statistical surveys oscillated along periods between 100 and 250 each year.

Regarding the content, program files, for each statistical survey, it includes: field, objective, coverage and content, information flow, processing and turning into account the results, ways and deadlines for data dissemination.

- **Motivation:**

According to the stipulations of Eurostat statistical program, starting with 2008, NIS initiated and elaborated, besides Annual Program of Statistical Surveys, a multiannual program, prefaced by a long term strategy, covering 2009-2013 horizon. Multiannual National Statistical Program is meant to assure the continuity of statistical process especially for the fields in which some wide statistical surveys, such as censuses, information programs and implementation of methodological standards, including informatic field, exceed the period of one year. At the same time, Multiannual National Statistical Program aims at assuring in time material, human and financial resources needed to implement the categories of surveys mentioned and perfection actions of National Statistical System.

- **Stage:**

The project of Multiannual National Statistical Program was initiated since March and built up in final form by NIS at the end of August 2008. Approval process by ministries and institutions interested lasted, in spite of our repeated and insistent interventions, an unexpected long period, so that even now we could not benefit of all needed approvals, the only ministry which did not approve yet the program, from unelaborated reasons, being the Ministry of Environment and Sustainability.

- **Solutions:**

Having in view that Multiannual National Statistical Program was not approved yet by all those interested, that governmental structures were changed, it would be necessary to retake in alert rate the action to obtain the approvals of ministries and institutions involved. SGG support would assure the implementation of actions stipulated in the Program, since the beginning of 2009.

3. Annual Statistical Program (ASP) 2009

- **Retrospectivă:**

The Program of Statistical Surveys was introduced in statistical practice since 1995, at the beginning in a simplified form, then continuously perfected, reaching at format, content and ways of approval similar to that mentioned above.

- **Motivation:**

Annual Statistical Program (until 2008 called Program of Statistical Surveys) is compulsory for the functioning of statistical system, representing a sine qua non condition to assure the right of public statistical authorities to collect statistical data and information from observation units (economic operators, social units, population, etc.). At the same time, the program is a guarantee of unique and integrity of official statistics system, assuring the criteria of relevance and confidentiality of individual statistical data collected. It provides a picture of coherent and clear statistical information and data, of which categories of statistical users (central and local state administration, economic operators, trade unions and patronates, scientific research and university and academic environment, media and public at large) benefit in the reference year.

- **Stage:**

ASP 2009 project was approved by majority of ministries and institutions involved, being at present analyzed to be approved by the ex Ministry of Interior and Administrative Reform.

- **Solutions:**

We appreciate că, due to the stringent implementation of the Program; the step towards urgency to sign by the new Ministry of Administration and Interior would be enough, under the conditions in which SGG could assimilate the signatures of the other ministries.



4. Population and Housing Census (PHC) - 2011

• *Retrospective:*

The population census represents one of the oldest statistical surveys at international and national level, in the last decades also including the dwellings. The first population census took place in Romania, in modern acceptance for those times, in 1912. Two other censuses followed at irregular intervals, then starting with the census of 1948, Romania respected the recommendations of UNO regarding the organization based on a world program of censuses in all over the world, at regular intervals each 10 year. The last Population and Housing Census took place in Romania in March 2002. The census results were issued in five volumes, one of them in English. Data are also available on electronic support.



• *Motivation:*

- Continuation of the census represents an essential condition to point out at regular intervals of time the changes taking place in the population number and demographic and socio-economic structure, as well as of dwellings fund and structure by various characteristics.
- Phenomena and processes taking place especially in the last period and further taking place, mostly those regarding demographic decline, population ageing, final and temporary external migration, change of occupational status, employment and unemployment etc., change of dwellings fund structure, cannot be evaluated and commensurate quantitatively but through an exhaustive survey during the census.

- Scripts, development strategies, including sustainability strategy and other programs and plans of development related to long term international and internal strategic objectives, have as reference base data coming from censuses.
- Development, updating and maintenance of population and dwelling registers, as support to know the real situation in the field, are stipulated in the Strategy of developing the national system, as fundamental objective of aligning to international standards.

PHC also provides:

- data to underlie the changes in perspective regarding the administrative-territorial structure of the country;
- determine the stable population, under quality and coherence conditions, for electoral system;
- update data regarding population and demographic phenomena of the current demographic statistics system;
- create sampling bases for selective surveys in socio-economic field.
- According to the Regulation of European Parliament and the Council of July 9, 2008, all member states should carry out population and housing censuses each 10 years, the first reference year being 2011. This precondition is determined by unconditioned assurance of data comparability regarding population for each member state and the whole European Union.

• *Stage:*

The Government Ordinance no.36/2007 was issued concerning the carry out of Population and Housing Census in 2011, approved by the Law no.5/2008.

According to the legal stipulations, Central Commission for Population and Housing Census was constituted, including representatives of main ministries with responsibilities in the field, at level of State Secretaries, commission run by titular minister of ex Ministry of Interior and Administrative Reform. Methodological, technical and organization coordination reverts to the National Institute of Statistics.

16 Actual priority problems of the National Institute of Statistics and solutions

A Project of Government Decision was elaborated regarding the organization and carry out of Population and Housing Census in 2011, to be approved by Central Commission and promoted to the Government, for approval.

- **Solutions:**

- Recompose the Central Commission for Population and Housing Census, according to the ANNEX to the Law no.5/2008 to approve the Government Ordinance no.36/2007 regarding the population and housing census in Romania in 2011;
- Approve the project of Government Decision on the organization and develop the population and housing census in Romania in 2011;
- Create the census local structures to be functional;
- Provide the funds needed for the census during 2009-2013:
 - Goods and services – estimate **45.000** thousand lei;
 - Expenditure for additional staff employed by the National Institute of Statistics, as well as within territorial structures – estimate **183.000** thousand lei;
 - Capital expenditure – estimate **250.000** thousand lei.
- Limit the territory of localities in census units (census sectors – about 100 thousand);
- Use the cartographic materials in vectorial system (it is necessary the collaboration with all the institutions with preoccupations in this field, ex. National Agency for Cadastre and Real Estate Publicity, other trade companies);
- Use the database regarding persons, in order the divide the territory in census sectors;
- An adequate publicity campaign;
- Select the staff of registration at the census (**enumerators**) – about 120 thousand persons. Enumerators will be employed during the census period (about 18 days) and will be selected from the teaching staff, students, staff from city halls

and state institutions, as well as from the pensioners able to work for wide actions, both due to their expertise, and awareness to carry out such activity, especially those related to field operations;

- Create, within the NIS, the administrative structure needed to organize and carry out the census. Taking into account the importance of this paper, the staff employed for definite period (5 years, 2009-2013) should have methodological and organizational experience of previous censuses, being employed pensioners of statistical body.

5. General Agricultural Census – 2010 (RGA)

- **Retrospective:**

General Agricultural Census carried out in 2002 is the first after that of 1948, done in Romania within an integrated statistical system, according to the FAO recommendations stipulated in the Program of Agricultural Census round 2000.

Carry out the General Agricultural Census in 2010 is conditioned by the Regulation of the European Parliament and the Council no.1666/EC. In the census context, a sampling survey will be also achieved (regarding the production methods in agriculture).

Based on the Regulation, Romania's Parliament adopted the Law no.153/July 2008 regarding the RGA.

The European Commission contribution to the GAC in Romania will amount to 4 million euro, the rest of expenditure will be covered from national funds, according to the program breakdown, respectively the funds to be stipulated in the Project of Government Decision to be promoted, according to the Law mentioned above, in this year spring.

- **Motivation:**

To carry out this census comes from, as it was already mentioned, the obligation of Romania as EU member state, and from UN Recommendations for Agriculture and Food FAO, according to which each member state should build up a general agricultural census each 10 years.

To achieve this agricultural census in 2010 is compulsory, representing an essential condition to assure the data comparability at EU level and the participation of Romania in common agricultural policy.

GAC also aims at:

- Fundament the measures to elaborate the National Plan of Development, the strategies and other programs aiming mostly at agriculture and rural development;
- Consolidate the statistical agricultural system, obtaining new data and information on agricultural holdings and structural characteristics;
- Update the Register of Agricultural Holdings – sampling bases needed to carry out the statistical surveys in agriculture;
- Provide data and information necessary to develop the Network of agricultural accounting information (NAAI) and the Integrated system of administration and control (ISAC);
- Provide comparable data on agricultural activities at geographical level;
- Set up the typology and economic dimensions of agricultural holding;
- Quantify the actual stage of rural development in Romania;
- Identify the production methods applied in the agriculture of Romania.



● **Stage:**

Besides the law regarding GAC 2010 carry out, up to now the following activities were done:

- A preliminary project of Government Decision, especially to set up working structures at territorial level and the census budget (European funds and state budget financing);
- Organize some working meetings at level of experts from NIS, Ministry of Agriculture and Rural Development (MARD) and Ministry of Interior and Administrative Reform (MIAR) to elaborate the Project of Government Decision and attributions and talks for each part involved.

● **Solutions:**

- Create the Central Commission of General Agricultural Census including representatives at level of state secretaries from the ministries and institutions involved according to the law previously mentioned;
- Create the territorial commission of the census, of general secretariat of the census and territorial secretariats, including the tasks and attributions of mentioned bodies;
- Finalize the Project of Government Decision, its examination in central commission of the census, in order to be submitted to approval by the Government of Romania, the latest at the end of first semester of 2009;
- Elaborate the program on the census organization (concept and design the territory sectors in order to carry out the census, elaborate the statistical tools, define the information collection, data collection, process monitoring, data quality control, elaborate the programs of data processing and carry out the processing, obtain the preliminary results, respectively final ones, the results dissemination);
- Census, with its preparatory stages, to carry out and to finalize, is stipulated to develop in 2009, 2010, 2011 and the first semester of 2012. Census final data are to be sent, according to the Regulation, until the end of June 2012;

16 Actual priority problems of the National Institute of Statistics and solutions

- Staff involved in the survey is to include an important number of experts from interested institutions, as well as staff for a defined period, especially among pensioners, proving to be the most adequate for wide actions, both due to their expertise, and awareness to carry out their activity mostly that related to the field operations.

6. Basic statistical survey regarding areas cultivated with wine yards

- **Retrospective:**

Although Romania belongs to the countries with millenary tradition in wine yards, up to now no statistical survey regarding wine potential was carried out.

- **Motivation:**

Art.1 of EEC Regulation no.357/79 stipulates: "Member states having a total winegrowing area of at least 500 ha should carry out each ten years basic surveys for winegrowing areas". Romania is to carry out in 2009 a basic survey regarding winegrowing areas.

- **Stage:**

In order to elaborate and test the statistical tool concerning the basic survey, a pilot survey was done during 2007-2008 regarding productive potential of winegrowing plantations, within PHARE 2005 program. Organization and development of basic survey will be done by the National Institute of Statistics closely related to the National Office of Wine yard and Wine from the Ministry of Agriculture and Rural Development.



Basic survey will be a sampling survey and the sample will include about 50.000 agricultural holdings using areas cultivated with wine yard during the wine campaign 2008-2009 (August 1, 2008 – July 31, 2009).

Until now, a first version of statistical tool was achieved (methodological guide, questionnaire, nomenclatures, and survey calendar).

The survey will be carried out in the field in September 2009 and final results will be presented in December 2010.

- **Solutions:**

In order to carry out, in a coherent and unitary manner, the organizational and technical activities involved, each institution tasks, as well as to assure the integration of national requirements in the survey basic objectives, a protocol will be concluded among the actors involved in this operation in the first semester of 2009.

7. Strengthening of the environmental statistical system and compilation of a system of sustainable development indicators

- **Retrospective:**

The main objective of the environmental statistical system is the implementation of the statistics, accounts and indicators necessary for the development, implementation and monitoring of the national policies that derive from Community policies, comprised in the 6th Environment Action Programme, the strategic themes and the environmental dimension of the EU Sustainable Development Strategy and of the Lisbon Strategy.

- **Motivation:**

- The new context of national and European environmental policies requires the transformation and development of the production of environmental data, information and statistics into main tools for the preparation and implementation of government plans and programmes. The priority issue in the strengthening of the environmental statistical system is the improvement in the quality

of environmental information in those fields or regions of great risk for human health and in the case of irreversible environmental changes. The information generated will allow the substantiation and monitoring of national environment priority action programmes.


- Due to Romania's EU accession, the requirements to produce and report environmental indicators have become increasingly stringent, which means that the Romanian institutions involved in these activities, including the National Institute of Statistics, must develop and integrate their work programmes.
- For this, it's necessary to strengthen and expand the environmental information system, with the main focus being placed on pointing out environmental conditions and evolutions.
- Environmental statistics represents an opportunity to support the efforts of integrating sectorial policies, particularly in priority sectors such as the energy sector. Reliable environmental information can support the dialogue between the policy actions co-ordinated by the Ministry of Environment and Sustainable Development and the sectorial ministries.
- The building of an environmental statistical system allows the outlining of the actions and effects of economic and environmental policies by developing integrated indicators that express the direct link between economic and environmental activities, in compliance with the requirements of sustainable development.

● **Stage:**

The building of the environmental statistical system within the National Institute of Statistics was based on the European statistical structures using the framework indicated by Eurostat, while also aiming to harmonise national requirements with EU standards.

The priorities targeted are:

- developing the vertical link between the economic tools at macro- and micro-economic level, namely between individual economic and environmental indicators (micro-economic level) and synthesis indicators (macro-economic level);
- developing the horizontal link between economic and environmental tools, at sectorial and regional level, namely including environmental indicators in a set of indicators used in economic decision-making;
- giving environmental indicators a time dimension, namely building chronological series for most of the indicators that express economic and environmental results.



In the context of aligning environmental statistics to European standards and practices, the NIS undertook the task of creating an integrated "economy-environment" statistical system, by building basic environmental statistics (waste statistics, water statistics, emission statistics, environmental protection expenditure statistics), environmental accounts (the "economy-environment" material flows account, the environmental protection expenditure satellite account, the air emission account) and sustainable development indicators.

● **Solutions:**

- Developing and improving the set of environmental statistical indicators referred to in the National Sustainable Development Strategy, the Lisbon Strategy and the EU Sustainable Development Strategy, by finalising the projects initiated in 2008;
- A clear division of the tasks to be performed by the Ministry of Environment and Sustainable Development and the National Institute of Statistics in the collection, processing and reporting of environmental data, information and statistics, in accordance with the normative acts in force and Community regulations, by concluding

16 Actual priority problems of the National Institute of Statistics and solutions

new collaboration protocols and undertaking the responsibilities included in these protocols. In agreement with the general view shared by other EU Member States, the NIS considers that the Ministry of Environment and Sustainable Development must become the main actor in the development and implementation of the environmental statistical system, the National Institute of Statistics being responsible for co-ordinating the data collections performed by various institutions involved in the production of environmental data and integrating the data from the environment monitoring system with the national statistical system

- The development of data collection methods and the improvement of the existing ones for ensuring the integration of the data sources from environment monitoring networks with the ones from statistical surveys.

8. Production of government finance statistics in accordance with the European regulations in the field

● **Retrospective:**

Government finance statistics is produced by the National Institute of Statistics in collaboration with the Ministry of Finance, the National Bank of Romania and the National Forecast Commission, on the basis of a protocol signed by these institutions, and includes:

- reporting the level of the government debt and deficit in accordance with the Maastricht Treaty;
- compiling the annual and quarterly financial and non-financial accounts of public administrations.

● **Motivation:**

The improvement of the methodology on government finance statistics with a view to meeting the requirements of Council Regulation (EC) No 3605/93, with subsequent changes and additions (No 475/00 and No 351/02), of Regulation (EC) No 1221/2002 of the European Parliament and of the Council, of Regulation (EC) No 501/2004 of the European Parliament and of the Council, and of Regulation (EC) No 1392/2007 of the European Parliament and of the Council relating to:

- Defining the *public administrations* sector;
- Reporting the complete data series for the periods set out in European regulations;
- Meeting the deadlines for sending data to Eurostat.

● **Stage:**

For the period 2004-2008, all activities were carried out in accordance with the European regulations in the field, both as regards the scope of the sector and the classification of transactions, the completeness of data series and the observance of the reporting deadlines. There are problems related to the calculation and reporting of the data series for the period 1995-2003.

● **Solutions:**

- A programme meant to recover the back payments for the years 2008-2009 was developed. It sets out the deadlines by which tables must be reported to Eurostat under the ESA95 transmission programme, as follows:

Tables 2 and 25 - the 1998-2003 period, the end of 2008 (completed)
- the 1995-1997 period, June 2009

Tables 9 and 11 - the 2002-2003 period, the end of 2008 (completed)

- Following repeated Eurostat missions to Romania (October 2006 and February 2008) for the evaluation of the degree of implementation of the European Statistics Code of Practice in Romanian statistics and the *evaluation of the excessive deficit procedures*, it was highly recommended that additional human resources be ensured. The newly hired specialists will acquire the necessary training that will allow them to promptly and professionally meet the quality imperatives and criteria imposed in the production and submission of official statistics to the European Commission.

Following the recommendations made, the Romanian Government approved, by means of Government Decision No 1317/14.10.2008 for the modification of Government Decision No 957/2005 on the organisation and functioning of the National Institute of Statistics, an increase of 10 in the number of NIS jobs financed from the state budget.



These jobs will be opened for competition and filled by persons who meet the mentioned criteria in the first quarter of 2009.

9. Revision of annual, quarterly and regional national accounts for the 1995-2005 period

● *Retrospective:*

The improvements in the Romanian national accounts methodology with a view to harmonising government finance statistics are made by the National Institute of Statistics in collaboration with the Ministry of Finance, the National Bank of Romania and the National Forecast Commission, on the basis of a protocol signed by these institutions, a protocol which involves:

- reporting the level of the government debt and deficit in accordance with the Maastricht Treaty;
- compiling the financial and non-financial accounts of public administrations.

● *Motivation:*

The improvement of the methodology on government finance statistics with a view to meeting the requirements of Council Regulation (EC) No 3605/93, with subsequent changes and additions (No 475/00 and No 351/02), of Regulation (EC) No 1221/2002 of the European Parliament and of the Council, of Regulation (EC) No 501/2004 of the European Parliament and of the Council, and of

Regulation (EC) No 1392/2007 of the European Parliament and of the Council relating to:

- Defining the *public administrations* sector;
- Reporting the complete data series for the periods set out in European regulations;
- Meeting the deadlines for sending data to Eurostat.

● *Stage:*

For the period 2004-2008, all activities were carried out in accordance with the European regulations in the field, both as regards the scope of the sector and the classification of transactions, the completeness of data series and the observance of the reporting deadlines. There are problems related to the calculation and reporting of the data series for the period 1995-2003.

● *Solutions:*

A programme meant to recover the back payments for the years 2008-2009 was developed. It sets out the deadlines by which tables must be reported to Eurostat under the ESA95 transmission programme, as follows:

- | | |
|-----------------|---|
| Tables 2 and 25 | - the 1998-2003 period, the end of 2008 (completed) |
| | - the 1995-1997 period, June 2009 |
| Tables 9 and 11 | - the 2002-2003 period, the end of 2008 (completed) |
| | - the 1995-2001 period, the end of 2009 |
| | - the 1995-2001 period, the end of 2009 |

10. Revision of the Classification of Activities in the National Economy (CANE)

● *Retrospective:*

International statistics has undergone a revision of the classifications used, a process known under the generic title of "Operation 2007", which is aimed at the development and implementation of the new classifications of activities and products. Due to its effects on international and European classifications,

16 Actual priority problems of the National Institute of Statistics and solutions

the revision has direct implications on the national systems of classifications and nomenclatures. This required the revision of the current system of classifications in Romania.

- **Motivation:**

In this context, at the level of the European Union, the Statistical Classification of Economic Activities in the European Community (NACE Rev.2) was developed. This classification was approved by Regulation No 1893/2006 and published in the Official Journal of the European Union No L 393/30.12.2006. In accordance with the provisions of the NACE Rev.2 Regulation, the European nomenclature for activities is applied at the level of the European Union as of January 1, 2008.

Regulation 1893/2006 on NACE Rev.2 shall be binding and directly applicable in all EU Member States.

According to the Law on the organisation and functioning of official statistics in Romania, the National Institute of Statistics is the institution responsible for the development and implementation of the Classification of Activities in the National Economy (CANE Rev.2).

Having regard to the provisions of:

- Government Decision 575 bis/1992 – on the development of unitary nomenclatures of general interest that are consistent with the general trend of computerisation in Romania – art. 1, annex no. 1;
- Government Decision 656/1997 – on the approval of the Classification of Activities in the National Economy – art. 5 paragraphs (1) and (2);
- Regulation (EC) No 1893/2006 – on the approval of NACE Rev.2; within the NIS, the revised version of CANE, namely CANE Rev.2, was developed. In accordance with the provisions of GD 656/97 art. 5 paragraphs (1) and (2), CANE Rev.2 was approved by Order No 337/2007 of the NIS President and published in the Official Journal of Romania No 293 of 3 May 2007.

Having regard to the provisions of **art. 3 of GD 656/1997, CANE shall be applied in all economic and social activity sectors and shall be binding to all central and local public administration bodies, budgetary units, economic agents, irrespective of ownership, employers', trade union, professional and political organisations, foundations, associations and other natural and legal persons, when filling out official records, every time the activity needs to be specified.**



Houses of Parliament

- **Stage:**

Starting with the year 2009, the NIS will implement the new classification of activities CANE Rev.2 in all statistical domains. The implementation of the new classification will have implications on all the stages of a statistical process, from the designing of the questionnaires to data dissemination.

As compared to the structure of CANE Rev.1, it must be said that the new national classification for economic activities, CANE Rev.2, has introduced changes at all levels (section, division, group, class). Also, in CANE Rev.2, most classification entities have undergone important changes in terms of content.

- **Solutions:**

A major objective for all statisticians in charge of the implementation of the revised classification in all EU Member States is the recalculation of chronological data series for ensuring comparability over time and space.

The actions carried out by the NIS are similar to the actions carried out by the other statistical institutes of EU Member States, in accordance with a general implementation plan carefully monitored by the Statistical Office of the European Union (Eurostat).

With a view to implementing CANE Rev.2, the president of the National Institute of Statistics issued **Order No 412/12.05.2007** on the setting up, within the NIS, of the **Operational Structure for the Implementation of CANE Rev.2**. In agreement with this order, working groups with specific tasks in the implementation of CANE Rev.2 were created and the plan for the production and dissemination of statistics by economic activities was established, taking into consideration the implications of the implementation of the new classification CANE Rev.2.

11. Quality in official statistics

- **Retrospective:**

The improvement of the quality of statistical processes and results is based on the principles set out in the *European Statistics Code of Practice*, adopted in February 2005 by the Statistical Programme Committee (SPC) and promulgated on 25 May 2005 by the European Commission. This Code is meant to ensure the independence, integrity and accountability of the national and Community statistical authorities.

Starting with 2002, several projects relating to quality have been carried out within the NIS through Multi-Beneficiary Phare programmes and independent grants. Since 2005, the National Institute of Statistics has been drawing up quality reports for statistical surveys and, since 2004, surveys on the degree of satisfaction of statistical data users and surveys concerning the burden on respondents.

Also, in 2007, the NIS underwent an evaluation (Peer Review) of the quality of the statistical system. The evaluation was conducted by a team of international experts.

- **Motivation:**


The improvement of quality in official statistics is an indispensable condition for the development of the whole European Statistical System and, implicitly, of the National Statistical System. The implementation of the principles of the European Statistics Code of Practice as well as the observance of quality components in the statistical activity are set out and regulated within the EU, guiding Romanian statistics in its process of harmonisation with the European norms in the field.

- **Stadiul**

The NIS has adopted a systematic approach with regard to quality in statistics, by revising the collection, production and dissemination of statistical data. Eurostat's mission and view are embraced by the NIS, which is making efforts to reach, by 2010, the standard level of quality in statistics reached by EU Member States by that time.

The NIS is taking measures and is performing actions meant to implement the principles set out in the European Statistics Code of Practice.

At present, the PHARE 2006 programme is being carried out. A subcomponent of this programme is the implementation of Total Quality Management (TQM) in statistics.



16 Actual priority problems of the National Institute of Statistics and solutions

- **Solutions:**

- implementation of Total Quality Management (TQM) in statistics;
- development of a multi-annual programme for the improvement of the quality of statistical domains;
- continuation of the programme of training in the field of quality;
- constant monitoring, reporting and accounting of the activities regarding quality in statistics;
- improvement of the training of the entire statistical staff, making sure they become familiar with and apply the quality conditions and criteria committed to by the Romanian side, as a reflection of the quality concept adopted at Eurostat level and set out in the Regulation of the European Parliament and of the Council.

12. Accessing of the structural funds related to Priority Axis III

- **Retrospective:**

On 6.03.2008, the Ministry of Communications and Information Technology (MCIT) addressed an appeal to the NIS regarding the launch, in the course of 2008, of projects accessing structural funds in the ICT field, Priority Axis III – "Information and Communications Technology for the Public and Private Sectors" under the Sectorial Operational Programme "Increase in Economic Competitiveness".

Following the analysis conducted based on the Strategy for the Development of the National Statistical System over the period 2008-2013, the NIS sent the MCIT a note substantiating 2 IT projects for which the NIS requested the use of structural funds:

- the implementation of the **e-statistics+** solution through the development of the portal of Romanian public statistics in order to increase the quality of statistical data and reduce the time and cost of collecting and processing statistical information;
- the implementation of the **e-censuses** solution through the development of the portal of

Romanian public statistics for the processing of the statistical data from vast total surveys (censuses), with a view to increasing the quality of statistical data and reducing the time and cost of collecting and processing statistical information.

As no different answer was received from the MCIT, the NIS proceeded to the substantiation and drawing up of the necessary documentation, with a view to accessing the structural funds needed in the modernisation of public statistical services for the implementation of the **e-statistics+** solution.

- **Motivation:**

Objective: the implementation of the **e-statistics+** solution through the development of the portal of Romanian public statistics in order to increase the quality of statistical data and reduce the time and cost of collecting and processing statistical information.

The portal, as an element of direct interaction between the reporter (provider) of statistical data and the National Statistical System, will be supported by the following components:

- **system of on-line reporting of statistical data (STATROM on-line)**, with the following characteristics:

- standard solution for the design and development of web statistical questionnaires for on-line data collection;
- on-line validation of the information provided by the data reporter through web solutions, with the possibility of obtaining reports on the accuracy and quality of statistical data;
- permanent access of reporters to the data series of the unit;
- assurance of the security and confidentiality of statistical data;
- assurance of the security of IT solutions;
- administration and management of external users; building of the statistical data reporter's portfolio;
- administration and management of statistical surveys; implementation of the position of survey

administrator at territorial and/or central level, depending on the complexity of the survey;

- administration and management of internal users.

In the framework of the project, the system will be implemented for at least 20 statistical surveys.

➤ **management of the national statistical computer network (MSCN)**

- improvement of management in the field of ICT infrastructure: management of configurations, management of incidents and problems, management of IT operations, management of the purchase of computation tools;
- optimisation of ICT processes by implementing ITIL practices, including management of calls, incidents, configurations, changes and of the level of services;
- improvement of the centralised help desk activity;
- improvement of the tools used in the centralised management of the national statistical computer network and of the communications network;
- implementation of automated monitoring and control tools, integrated in the management of incidents and configurations, for the communications network, the inventory and configurations of work stations, servers and IT applications;
- inventorying and configuring of stations, servers and standard applications.

Funding source: Sectorial Operational Programme – Increase in Economic Competitiveness.

● **Stage:**

- the required approvals were obtained with a view to including the necessary amount – 7,440 thousand euro (i.e. 25,500 thousand lei) - in the 2009-2010 state budget;
- the substantiation documents were sent to the Ministry of Communications and Information Technology (MCIT) with a view to accessing structural funds for the 2009-2010 period.

13. Residential real estate price index

● **Retrospective:**

Up to now, the NIS hasn't conducted any surveys aimed at evaluating the real estate market and particularly the residential sector in Romania. The statistics in this field mainly refer to the housing market supply: housing stock, houses built, housing census, etc.

● **Motivation:**

At present, the real estate market does not have an internationally accepted methodology for the calculation of the housing price index. This is why both Eurostat and other international institutions (e.g. OECD) intend to draw up such a methodology.

Considering the fact that during the 2003-2008 period a significant increase in the mortgage loan occurred and taking into account the requirements at international level, the drawing up of a methodology for the calculation of the housing price index (HPI) in Romania became a necessity.

The compilation of an owner-occupied housing index as an autonomous index or as an index integrated in the calculation of the HICP has been debated starting with 2000 and within the EU Statistical Programme Committee.

● **Stage:**

Starting with 2008, the NIS has performed a series of activities necessary in the drawing up of a methodology for the calculation of this price index. Taking into consideration the characteristics of the Romanian real estate market, the conclusion reached was that one of the most adequate data sources that can be used in the calculation of the HPI is represented by notary offices. In October 2008, the NIS, the National Bank of Romania and the National Union of Notaries Public signed a collaboration protocol which laid the foundations for obtaining the information necessary in the calculation of such an index.

This protocol served as basis for conducting a pilot survey with a view to testing both the IT application that will be used to obtain the results and the questionnaire related to this survey.

16 Actual priority problems of the National Institute of Statistics and solutions

As a result of this pilot survey, the HPI calculation formula will be tested and the methodology for the calculation of the HPI in Romania will be drawn up.

- **Solutions:**

The calculation methodology will be submitted for debate, by the end of the first quarter of 2009, both to the Endorsement Committee and to the main actors on the real estate market (real estate agencies, evaluators, notaries, etc.).

Extending the coverage of the HPI requires the involvement and experience of the specialists from the Ministry of Regional Development and Housing, who should put at the disposal of the NIS a project of a standard dwelling (house, apartment, etc.) for Romania.

Depending on the results of the pilot activities, the adequacy of implementing the mentioned index and a proper solution for its actual implementation starting with 2010 will be decided by agreement.

14. Production price indices for the service sector

- **Retrospective:**

Up to now, the NIS hasn't conducted any surveys meant to obtain data for the service sector. In view of this, Romania requested and received Eurostat's assistance in the drawing up of a methodology for the calculation of these indices. This methodology will be finalised and published at the end of the first quarter of this year, being a result of component B of the national PHARE project PHARE/2005/017-553.03.07.02.

- **Motivation:**

The integrity of the price statistical system requires the calculation of four important indices: consumer price indices (CPI), production price indices (PPI), import and export price indices.

Thus, in order to complete the Romanian price statistical system, it's necessary to calculate a price index for an activity sector which has a significant share in the Romanian economy, namely the service sector.

Considering the importance of services in the Romanian economy, the calculation of a price index for services is a top priority. Beside its intrinsic value, this index is necessary for improving the estimation of the real GDP and of other macro-economic aggregates related to the service sector.

The mentioned index is one of the firm requirements of Eurostat for short-term statistics, in accordance with Regulation (EC) No 1158/2005.

- **Stage:**

Under the PHARE programme, in 2008, with the assistance of the German company ICON-INSTITUTE, the activities necessary in the drawing up of the methodology for the calculation of price indices for all five sectors mentioned above were carried out.

- **Soluții:**

The calculation methodology will be submitted for debate to the Statistical Endorsement Committee by the end of April 2009.

In order to carry out this activity and obtain viable results from a qualitative point of view and due to the fact that this sector has recently been introduced in price statistics and is characterised by great heterogeneity, it's necessary to increase the number of staff by 7.

15. Price of agricultural land and of rents on land

- **Retrospective:**

During the 1998-2005 period, the Ministry of Agriculture and Rural Development, through its Directorate for Land Resources and Land Improvement, obtained data on the circulation of land from a legal point of view (unincorporated areas sold and selling value by county). Since 2006, the Ministry of Agriculture and Rural Development has ceased to collect this information.



The NIS sent Eurostat information on the price (unit value) of agricultural land for the 2000-2005 period, the data source being the Ministry of Agriculture and Rural Development (information which doesn't cover the Eurostat requirements).

- **Motivation:**

The recent EU enlargement increased the need for data concerning land prices and rents on land. The main use of these statistics is to make comparisons between Member States as regards the level and trend of prices (selling price, purchase/renting price). Data concerning land prices and rents on land are published every year in the DG AGRI Annual Report and also on a regular basis at national level in several Member States.

Eurostat requests these data annually, by category of use of irrigated and non-irrigated agricultural land.

- **Stage:**

In 2008, a methodological framework for the collection, starting with 2009, of real estate prices was drawn up on the basis of the collaboration protocol signed by the National Institute of Statistics, the National Bank of Romania and the National Union of Notaries Public from Romania (NUNPR). The questionnaire of the survey also includes information on unincorporated land transactions, but which does not fully cover the information needed.

- **Solutions:**

With a view to providing the data requested by Eurostat, in 2009 the information obtained in the statistical survey on real estate prices will be used, but this information is not sufficient to meet the Eurostat requirements.

The setting up of a framework of collaboration with the Ministry of Agriculture and Rural Development is planned with a view to organising a statistical survey in which agricultural experts from the counties will be used to collect the information.

Also, in order to improve the calculation of land prices, the draft methodology (framework methodology) proposed by Eurostat will be taken into account. This methodology suggests the use of several sources of information considered acceptable, namely:

- The direct observation of the prices of agricultural land and of rents on land. In this case, the owner

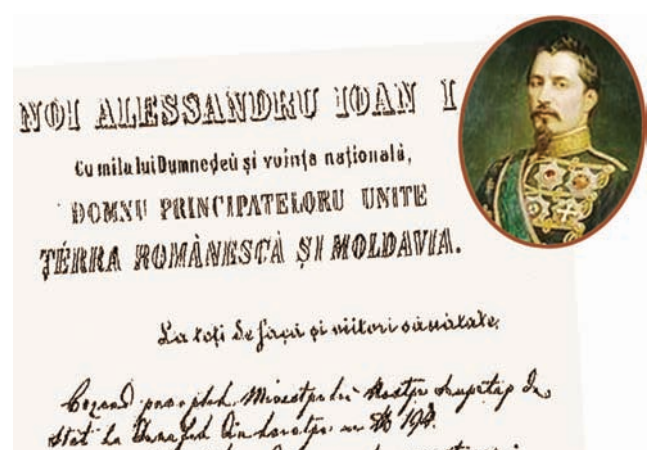
of the agricultural holding is contacted directly and asked about the current prices of transactions. The data collection is performed through a separate survey or can be integrated in a system of surveys that already exists (e.g. land use survey, agricultural economic indicators, etc.);

- The collection of statistical data through a network of expert evaluators. This practice could involve experts from territorial statistical directorates, territorial directorates of the Ministry of Agriculture and Rural Development, consultancy services, real estate agencies, etc.;
- The use of administrative data to obtain statistical information. This data collection method should only be used if it is proved that the information provided by administrative sources has the same quality as the information obtained in statistical surveys (the information from administrative sources does not contain any breakdowns by land type). In some cases, EU Member States could combine one or both of the first two data collection methods mentioned above with administrative data sources.

16. Celebration of 150 years of official statistics in Romania

- **Retrospective:**

Following the example of prestigious statistical offices from Europe, starting with 2002, *Statistician's Day* is celebrated each year, on the basis of Government Decision No 592.



- *Motivation:*

The year 2009 will mark one century and a half since this event, which is not only a turning point in the history of Romanian statistics but also an important moment for the vitalisation of economic and social life in Romania.

All the economists and statisticians from our country, who form part of the Romanian Statistical Society and work in specialised institutions, especially in the National Institute of Statistics, eagerly wait for the celebration days.

The international institutions, among which the National Institute of Statistics, the United Nations Statistics Division, the UNECE Statistical Division and Eurostat, encourage the organisation of these events in Romania, expressing an interest to participate.

- *Stage:*

A preliminary programme of the organisational, scientific and cultural actions that will mark the celebration of this anniversary moment was drawn up. The international organisations, a number of outstanding personalities from abroad and notable representatives of the family of Romanian statisticians have been invited provisionally.

- **Solutions:**

Beside the actual events that will take place, the drawing up of vast reference papers is planned, namely:

- the rewriting, using a modern and up-to-date approach, of the history of Romanian statistics (the previous editions are incomplete and contain some biased views when it comes to the 1945-1990 period);
- the reconstitution and provision to society of relevant statistical data and information from Romanian history;
- illustrative aspects in volumes of photos, CDs, compendiums, etc.

For this purpose, the identification of the human, material and especially financial resources to be used for successfully carrying out the actions is urgently needed. The National Institute of Statistics, the Romanian Statistical Society and the Council for the Coordination of Statistical Activities, with the support of the Secretariat General of the Government, will submit, by the end of February 2009 at the latest, a draft Government Decision on this subject.

TOTALULŢ POPULAŢIEI

Numirea detectorilor.	AGRICULTORI ŞI PROFESII LIBERE.				MESERIASI					
	Capit de familia.	Membrul de familie.	Alte detectori.	Suma.	Capit de familia.	Membrul de familie.	Cești.	Invitației (nomini)	Serviti- tori.	Suma.
...	20.278	62.5	173	106	69	2,320
...	31.076	99.9	7	242	120	4,708
...	...	197	616	160	12,241
...	100	85	2,980
...	114	71	2,743
...	222	197	2,434
...	147	81	2,075
...	65	16	502
...	184	79	2,148

ANNALE
STATISTICE
ROMANIA

Redactori: D. P. MARTIANU
Capul și Oficiul statistic

LUCRARI
STATISTICE
ROMANIA

FACUTE
IN ANUL 1880-1889.
Publicate de
DIRECȚIA CENTRALĂ DE STATISTICĂ

Dionisie Pop Marțian

Suma populației Principatului este: două-milioni patru sute-mii-nouă-
Dupa catagrafia*) din anul 1852, completată in anul trecut de către Ministeriul
Dupa recensaminta din anul 1880.

Extract from the first official documents of statistics.

Cur. The NIS's activity reflected in reference papers, statistical publications no. and operative statistical information

Reference papers and annual publications

1	Romanian Statistical Yearbook, 2007 Edition – book format
2	Romanian Statistical Yearbook, 2008 Edition – book format
3	Romanian Statistical Yearbook - 1990-2006 time series
4	Romanian Statistical Yearbook - 1990-2007 time series
5	International Trade Yearbook of Romania
6	Romania's Economic and Social Situation in 2007 – statistical data
7	Romania in Figures – statistical abstract (Romanian version)
8	Romania in Figures - statistical abstract (English version)
9	National Accounts 2004-2005 (Romanian version)
10	National Accounts 2004-2005 (English version)
11	Regional National Accounts in 2005 (Romanian version)
12	Regional National Accounts in 2005 (English version)
13	Evolution of the Private Sector in Romania
14	Territorial Statistics
15	Results and Performances of Industrial and Construction Enterprises
16	Results and Performances of Trade and Service Enterprises
17	Small and Medium-Sized Enterprises in Romanian Economy
18	Crop Production for Main Crops in 2007
19	Livestock and Livestock Production in 2007
20	Structural Survey in Agriculture 2007, vol. I
21	Structural Survey in Agriculture 2007, vol. II
22	Food Balance Sheets in 2007
23	The Population's Consumption Availabilities in 2007
24	Supply Balance Sheets in 2007
25	Material Flows and Economic Development in Romania
26	Energy Balance and Structure of Energy Equipment
27	Research&Development Activity
28	Research&Development Activity in Romania – statistical data collection
29	Innovation in Industry and Services
30	Housing Stock
31	Activities relating to Public Utilities of Local Interest
32	Romanian Tourism – statistical abstract
33	Tourists' Accommodation Capacity on July 31
34	Registered Vehicles and Road Accidents
35	Transport Means at the End of the Year
36	Length of Railways at the End of the Year
37	Communications Means and Activities
38	Romania's Demographic Situation

Annexes

- continued -

Cur. The NIS's activity reflected in reference papers, statistical publications no. and operative statistical information

39	Romanian Population Projections at Territorial Level to 2050
40	Characteristics of the Demographic Evolution of Rural Population
41	Women and Men: Work and Life Partnership (Romanian version)
42	Women and Men: Work and Life Partnership (English version)
43	Living Conditions of Romanian Population
44	Dimensions of Social Inclusion in Romania
45	Co-ordinates of Living Standard in Romania. The Population's Income and Consumption (Romanian version)
46	Co-ordinates of Living Standard in Romania. The Population's Income and Consumption (English version)
47	The Population's Endowment with Durable Goods
48	Distribution of Employees by Salary Group in 2007
49	Salary Earnings and Labour Force Cost in 2007
50	Salary Gaps: Influencing Factors in 2006
51	Health and Safety in the Workplace - Quarter II 2007
52	Number of Pensioners and Monthly Average Pension in 2007
53	Labour Force in Romania: Employment and Unemployment in 2007
54	Labour Force Balance on January 1, 2008
55	Social Protection Statistics according to ESSPROS - Romania 2006
56	Statistics on Labour Market Policies in 2007
57	The Educational System in Romania – synthetic data
58	Health Units' Activity
59	Cultural-Artistic Units' Activity
60	The Population's Access to Information and Communications Technology - Romania 2008
61	CANE Rev.2 - CPSA 2008

Periodical publications

62	Monthly Statistical Bulletin
63	Counties' Monthly Statistical Bulletin
64	Prices Statistical Bulletin
65	Industry Statistical Bulletin
66	Statistical Bulletin of International Trade
67	Unit Value Indices in International Trade
68	Short-Term Economic Studies - Manufacturing
69	Short-Term Economic Studies - Construction
70	Short-Term Economic Studies – Retail Trade
71	Short-Term Economic Studies - Services
72	Attendance of the Establishments of Tourists' Reception with Functions of Tourists' Accommodation
73	Tourist Demand of Residents in Romania
74	International Travels Registered at Romanian Borders
75	Tourist Actions Organised by Travel Agencies

- continued -

Cur. no. The NIS's activity reflected in reference papers, statistical publications and operative statistical information

76	Harbour Transport of Goods and Passengers
77	Air Transport of Passengers and Goods
78	New Registrations of Road Vehicles
79	Transport of Passengers and Goods by Transport Mode
80	The Population's Income and Consumption
81	Labour Force in Romania: Employment and Unemployment in the ... Quarter of 2008 (Romanian version)
82	Labour Force in Romania: Employment and Unemployment in the ... Quarter of 2008 (English version)
83	Number of Pensioners and Monthly Average Pension in the ... Quarter of 2008
84	Romanian Statistical Review

Provisional statistical information

85	Forestry Series – National Forest Resources in 2007
86	Forestry Series – Forest Products Obtained in 2007
87	Forestry Series – Harvested Timber and Deforested Area in 2007
88	Forestry Series – Forest Regeneration in 2007
89	Forestry Series – Exploited Timber in 2007
90	Forestry Series – Hunting Resources in 2007
91	Environment Statistics Series - Expenditure, Production of Services and Funding of Environmental Protection in 2007
92	Environment Statistics Series – Water Catchment and Distribution in 2007
93	Environment Statistics Series - Wastewater Collection, Treatment and Disposal in 2007
94	Environment Statistics Series – Waste Generation and Disposal in 2007
95	Business Statistics Series – Credit Institutions' Activity
96	Business Statistics Series – Insurance-Reinsurance Activity
97	Business Statistics Series – Information Society
98	Business Statistics Series – Business Services Activity
99	Business Statistics Series – Foreign Direct Investment in Romania in 2007
100	Business Statistics Series – New Enterprises and Entrepreneurs' Profile
101	Business Statistics Series – Business Demography
102	Industry Statistics Series - PRODRAM
103	Industry Statistics Series - PRODCOM
104	Industry Statistics Series – Metallurgical Sector Activity
105	Investment-Construction Series
106	Tourism Series
107	Population Series

Cur. no.	Press releases
1	Research-Development Activity in 2007
2	Forestry Activity in 2007
3	Industrial, Construction, Trade and Service Enterprises' Activity in 2007*
4	Survey on the Structure of Agricultural Holdings in Romania after Joining the EU during the Period 10.01 - 10.02.2008*
5	Construction Licences Issued for Buildings in the Month of ... ¹⁾
6	Water Catchment and Distribution in 2007
7	Monthly Average Earning in the Month of ... ²⁾
8	Environmental Protection Expenditure in 2007
9	Turnover in Trade and Services in the Month of ... ²⁾
10	The Coefficient of Increase of Net Average Earning for Overall Economy in December 2007 as Compared to January 1990 and February 1992* - 4 times
11	International Trade in Goods in the Month of ... ²⁾
12	Dwellings' Construction – Provisional Data – in Quarter ... ³⁾
13	Labour Force Cost in 2007
14	Livestock on December 1, 2007 – Provisional Data
15	Livestock of Cattle on June 1, 2008
16	Livestock of Pigs on April 1, 2008
17	Livestock of Pigs on August 1, 2008
18	Hunting Resources in 2007
19	Implementation of CANE Rev. 2 in Statistical Surveys in Progress on 28.03.2008*
20	Consumer Price Index in the Month of ... ²⁾
21	Industrial Production Price Index in the Month of ... ²⁾
22	Indices of the Volume of Turnover in Industry in the Month of ... ²⁾
23	Industrial Production Indices in the Month of ... ²⁾
24	Quarterly Labour Force Cost Indices (LCI) in Quarter ... ³⁾
25	Value Indices of New Orders in Industry in the Month of ... ²⁾
26	Information on the "First Estimates" Sent by EUROSTAT regarding Retail Trade Turnover on 09.05.2008*
27	New Registrations of Road Vehicles in Quarter ... ³⁾
28	Innovation in Industry and Services in 2007
29	Investments in the National Economy in Quarter ... ³⁾
30	The Population's Endowment with Durable Goods in 2007
31	Cow Milk Collected and Production of Dairy Products in the Month of ... ²⁾
32	Vacant Jobs in 2007
33	Vacant Jobs in Quarter ... ³⁾
34	Construction Works in the Month of ... ²⁾
35	Employment and Unemployment in 2007
36	Employment and Unemployment in Quarter ... ³⁾
37	Population and Main Demographic Phenomena in the Month of ²⁾

- continued -

Cur. no.	Press releases
38	Consumer Prices for Energy and Gas on 1.01.2008
39	Consumer Prices for Energy and Gas on 1.07.2008
40	Livestock Production Obtained in 2007
41	Production of Meat, Milk and Dairy Products in Industrial Units in 2007
42	Crop Production for Main Crops in 2007 – Provisional Data
43	Industrial Type Products and Services in 2007
44	Gross Domestic Product in Quarter ... ³⁾
45	Energy Resources – Provisional Data – in the Month of ... ²⁾
46	Energy Resources and Consumption in 2007
47	Livestock and Poultry Slaughters and Meat Production in the Month of ... ²⁾
48	Salaries in October 2007
49	Structure of Agriculture in Romania after Joining the European Union in 2007
50	Structure of Salary Earnings in October 2006 and in 2006
51	Trends of the Evolution of Economic Activity during the Period ... - 12 times
52	Tourism in the Month of ... ²⁾
53	Public Utilities of Local Interest in 2007
54	Value of Agricultural Production in 2007 – Semi-final Data
55	Value of Agricultural Production by Development Region in 2007 – Final Data
56	Household Income and Expenditure in Quarter ... ⁴⁾
57	Volume of Wood Exploited in 2007
58	World Population Day, 11 July 2008*

* Press release not planned in the 2008 Programme of Statistical Surveys

¹⁾ Monthly press release (13 months)

²⁾ Monthly press release (12 months)

³⁾ Quarterly press release (4 quarters)

⁴⁾ Quarterly press release (2 quarters)

Regulations (EC) on statistics adopted in 2008 and committed to by Romanian statistics**32008R0010**

Commission Regulation (EC) No 10/2008 of 8 January 2008 implementing Regulation (EC) No 458/2007 of the European Parliament and of the Council on the European system of integrated social protection statistics (ESSPROS) as regards the definitions, detailed classifications and updating of the rules for dissemination for the ESSPROS core system and the module on pension beneficiaries (Text with EEA relevance).

32008R0078

Council Regulation (EC) No 78/2008 of 21 January 2008 on the measures to be undertaken by the Commission in 2008-2013 making use of the remote-sensing applications developed within the framework of the common agricultural policy.

32008R0177

Regulation (EC) No 177/2008 of the European Parliament and of the Council of 20 February 2008 establishing a common framework for business registers for statistical purposes and repealing Council Regulation (EEC) No 2186/93.

32008R0207

Commission Regulation (EC) No 207/2008 of 5 March 2008 adopting the specifications of the 2009 ad hoc module on the entry of young people into the labour force market provided for by Council Regulation (EC) No 577/98 (Text with EEA relevance).

32008R0295

Regulation (EC) No 295/2008 of the European Parliament and of the Council of 11 March 2008 concerning structural business statistics (recast) (Text with EEA relevance).

32008R0362

Council Regulation (EC) No 362/2008 of 14 April 2008 implementing Regulation (EC) No 1177/2003 of the European Parliament and of the Council concerning Community statistics on income and living conditions (EU-SILC) as regards the 2009 list of target secondary variables on material deprivation (Text with EEA relevance).

32008R0364

Commission Regulation (EC) No 364/2008 of 23 April 2008 implementing Regulation (EC) No 716/2007 of the European Parliament and of the Council, as regards the technical format for the transmission of foreign affiliate's statistics and the derogations to be granted to Member States.

32008R0365

Commission Regulation (EC) No 365/2008 of 23 April 2008 adopting the programme of ad hoc modules, covering the years 2010, 2011 and 2012, for the labour force sample survey provided for by Council Regulation (EC) No 577/98 (Text with EEA relevance).

- continued -

Regulations (EC) on statistics adopted in 2008 and committed to by Romanian statistics

32008R0377

Commission Regulation (EC) No 377/2008 of 25 April 2008 implementing Council Regulation (EC) No 577/98 on the organisation of a labour force sample survey in the Community as regards the codification to be used for data transmission from 2009 onwards, the use of a sub-sample for the collection of data on structural variables and the definition of the reference quarters (Text with EEA relevance).

32008R0391

Commission Regulation (EC) No 391/2008 of 30 April 2008 amending Regulation (EC) No 102/2007 adopting the specifications of the 2008 ad hoc module on the labour force market situation of migrants and their immediate descendants (Text with EEA relevance).

32008R0451

Regulation (EC) No 451/2008 of the European Parliament and of the Council of 23 April 2008 establishing a new statistical classification of products by activity (CPA) and repealing Council Regulation (EEC) No 3696/93 (Text with EEA relevance).

32008R0452

Regulation (EC) No 452/2008 of the European Parliament and of the Council of 23 April 2008 concerning the production and development of statistics on education and lifelong learning (Text with EEA relevance).

32008R0453

Regulation (EC) No 453/2008 of the European Parliament and of the Council of 23 April 2008 on quarterly statistics on Community job vacancies (Text with EEA relevance).

32008R0472

Commission Regulation (EC) No 472/2008 of 29 May 2008 implementing Council Regulation (EC) No 1165/98 concerning short-term statistics as regards the first base year to be applied for time series in NACE Revision 2 and, for time series prior to 2009 to be transmitted according to NACE Revision 2, the level of detail, the form, the first reference period, and the reference period (Text with EEA relevance).

32008R0763

Regulation (EC) No 763/2008 of the European Parliament and of the Council of 9 July 2008 on population and housing censuses (Text with EEA relevance).

32008R0960

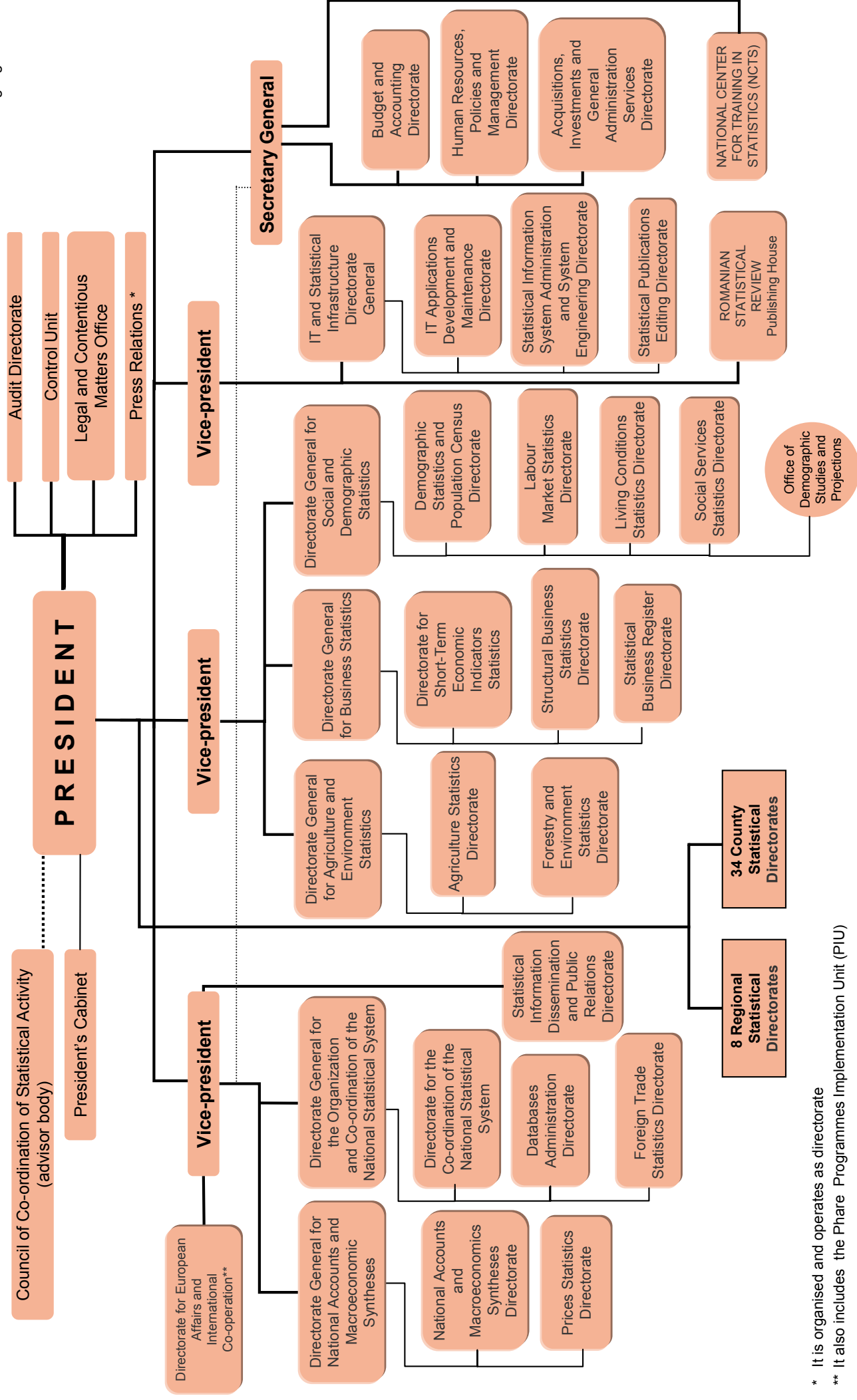
Commission Regulation (EC) No 960/2008 of 30 September 2008 implementing Regulation (EC) No 808/2004 of the European Parliament and of the Council concerning Community statistics on the information society (Text with EEA relevance).

32008R1055

Commission Regulation (EC) No 1055/2008 of 27 October 2008 implementing Regulation (EC) No 184/2005 of the European Parliament and of the Council, as regards quality criteria and quality reporting for balance of payments statistics.

Organizational Chart of the NATIONAL INSTITUTE OF STATISTICS

ANNEX no. 4
The maximum number of jobs is 2145,
excluding high officials



* It is organised and operates as directorate

** It also includes the Phare Programmes Implementation Unit (PIU)

ANNEX NO. 5

BUDGET EXECUTION FOR 2008 - funds allocated from the state budget –

- thousand lei -

Indicators	Annual projections		Plăți la 31.XII.2008		% Payments compared to projections
	thousand lei	% of the total	thousand lei	% of the total	
1	2	3	4	5	6
TOTAL BUDGET	120,914.0	100.0	119,244.2	100.0	98.6
Staff costs	93,758.0	77.6	93,487.8	78.4	99.7
- salary costs	60,328.0	50.0	60,224.6	50.4	99.8
- holiday bonuses	7,353.0	6.1	7,353.0	6.2	100
- allowances for statistical agents	6,658.0	5.6	6,602.4	5.6	99.2
- salary contributions	19,268.5	15.9	19,237.0	16.2	99.8
- travel allowances	150.0	-	70.8	-	47.2
Goods and services	20,350.0	16.9	19,074.6	16.0	93.7
- maintenance and operating expenses	5,511.0	4.6	5,086.9	4.2	92.3
- materials and services of functional nature	7,563.0	6.3	7,288.2	6.1	96.4
- mail, phone	2,741.0	2.3	2,614.4	2.2	95.4
- automotive fuels	579.0	0.5	501.4	0.5	86.6
- inventory items	187.0	-	160.7	-	85.9
- current repairs	1,663.0	1.4	1,584.4	1.4	95.3
- transport and accommodation for travelling delegates	877.0	0.8	750.0	0.7	85.5
- vocational training	383.0	0.4	349.6	0.3	91.3
- labour protection	155.0	-	121.4	-	78.3
- other expenses	691.0	0.6	617.6	0.6	89.4
Transfers (the Romanian side's contribution to EU financed programmes)	1,113.0	0.8	1,093.5	0.9	98.2
Capital expenses	5,673.0	4.7	5,570.0	4.6	98.2
- independent endowments	5,653.0	4.7	5,551.7	4.6	98.2
- capital repairs	20.0	-	18.3	-	91.5